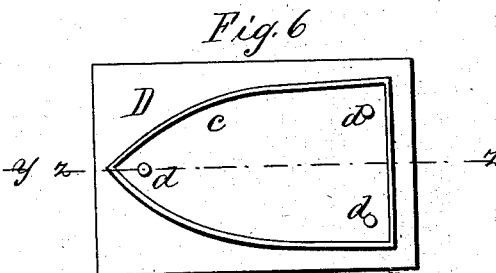
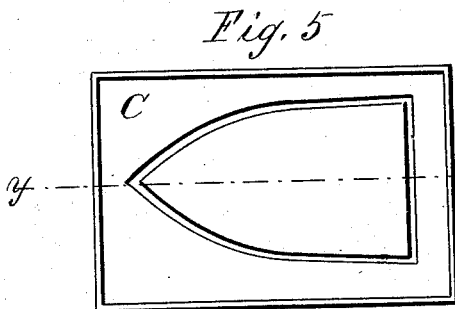
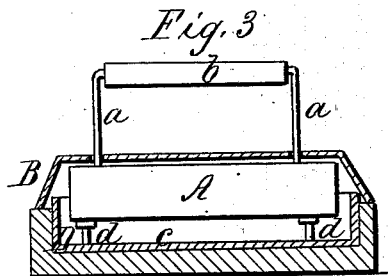
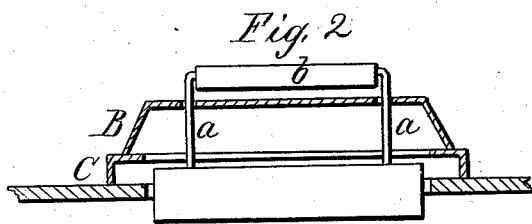
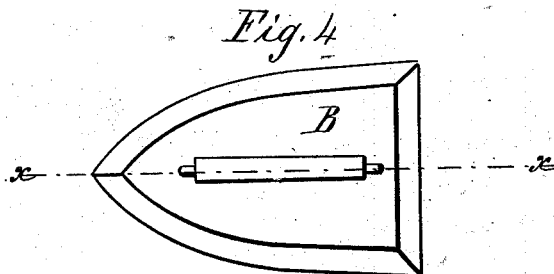
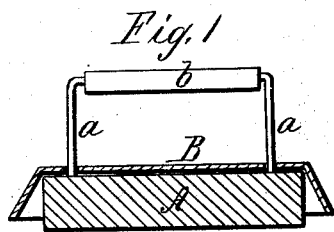


*D.L. Shaw,*  
*Sad Iron,*  
*No 49,446,                      Patented Aug. 15, 1865.*



*Witnesses;*  
*Wm Creun*  
*Geo Lusch*

*Inventor;*  
*D.L. Shaw*  
*Pythian Co.*  
*Atty*

# UNITED STATES PATENT OFFICE.

D. L. SHAW, OF LANSING, IOWA.

## SAD-IRON FIXTURE.

Specification forming part of Letters Patent No. 49,446, dated August 15, 1865.

*To all whom it may concern:*

Be it known that I, D. L. SHAW, of Lansing, in the county of Allamakee and State of Iowa, have invented a new and useful Improvement in Fixtures for Sad-Irons; and I do hereby declare that the following is a full, clear, and exact description thereof, which will enable those skilled in the art to make and use the same, reference being had to the accompanying drawings, forming part of this specification, in which—

Figure 1 is a longitudinal vertical section of a sad-iron with a portion of my invention attached, taken in the line *x x*, Fig. 4; Fig. 2, a longitudinal vertical section of the same, with two portions of my invention applied, taken in the line *y' y'*, Fig. 5; Fig. 3, a longitudinal vertical section of the same, with all the parts of my invention applied, taken in the line *z z*, Fig. 6; Fig. 4, a plan or top view of Fig. 1; Fig. 5, an inverted plan of Fig. 2; Fig. 6, a detached plan or top view of the stool pertaining to the invention, and shown in Fig. 3.

Similar letters of reference indicate corresponding parts.

This invention relates to certain fixtures for sad-irons, as hereinafter fully shown and described, whereby comfort and convenience in ironing clothes are greatly promoted, and the iron kept in a heated state much longer than usual.

A represents a sad-iron, which may be constructed in the usual manner; and B is what I term a "reflector," the same being constructed of tinned plate or sheet metal, a bright surface being preferable. This reflector is swaged, so that it may conform to the shape of the body of the iron and fit over its upper surface, like a cap, and is designed to protect the hand of the operator from the heat radiated from the iron. (See Figs. 1 and 4.)

C is what I term a "heater," also constructed of sheet metal, and of rectangular form, bent down at its sides and ends, forming a box with an open bottom, and having an opening made in its top to admit of the body of the iron A

passing through, as shown clearly in Fig. 2. This heater is placed upon the stove, the iron passing into the hole therein, as usual, (see Fig. 2,) the reflector B dropping down upon the heater, and thereby causing the iron to be completely inclosed, excluding the external air from the iron, and causing it to heat much more rapidly than usual. The reflector B works on the two uprights *a a* of the handle *b* of the iron, holes being made in the reflector for said uprights to pass through.

D represents what I term a "stool," to receive the iron temporarily during the process of ironing. This stool is formed by making an excavation in a block of wood, E, the excavation being of such dimensions that it will receive the iron. This excavation is lined with sheet metal *c*, and three pins or nails are driven in its bottom for the iron to rest upon. This stool is used to receive the iron temporarily during the time the operator is folding the clothes, &c., and when the iron is placed in the stool the reflector B rests upon the latter and causes the iron to be completely incased, so that it will retain its heat. (See Fig. 3.)

These fixtures may be constructed at a trifling expense, and they will prove to be extremely valuable, as the irons are heated more rapidly than usual, and when heated and used the heat prevented from being radiated therefrom, and the hand of the operator protected from heat.

Having thus described my invention, I claim as new and desire to secure by Letters Patent—

The employment or use, in connection with a sad-iron; A, of a reflector B, heater C, and a stool, D, constructed substantially as shown and described, and used either separately or combined, for the purposes set forth.

D. L. SHAW.

Witnesses:

E. R. JONES,  
S. V. SHAW.