

S. K. Jones,

Photographic Printing Frame,

Nº 49,531.

Patented Aug. 22, 1865.

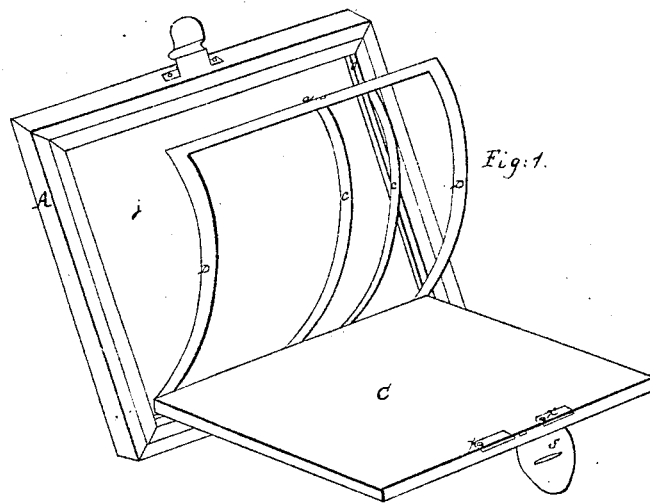


Fig. 1.

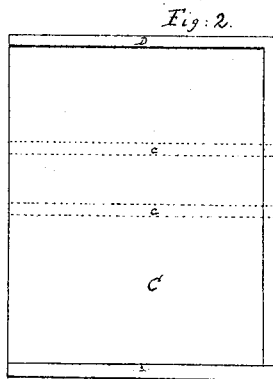


Fig. 2.

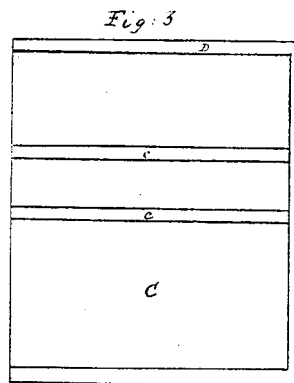


Fig. 3.

Witnesses:

Edward H. Blakeslee
Henry S. Parsons

Inventor:

Samuel H. Jones

UNITED STATES PATENT OFFICE.

SAMUEL K. JONES, OF NEW HAVEN, CONNECTICUT.

PHOTOGRAPHIC PRINTING-FRAME.

Specification forming part of Letters Patent No. **49,531**, dated August 22, 1865.

To all whom it may concern:

Be it known that I, SAMUEL K. JONES, of the city and county of New Haven, in the State of Connecticut, have invented certain new and useful Improvements in Frames for Printing Photographic Pictures; and I do hereby declare the following to be a full and correct description thereof, reference being had to the accompanying drawings, forming part of this specification, and to the letters of reference marked thereon, the same letters denoting similar parts in all the figures.

My invention consists in an improvement in the frames used in printing photographic pictures on prepared paper, from a negative picture taken in a camera, by means of sunlight.

A represents the frame in which the negative-plate is put, in a rabbeted recess, *o*; and C is a thin board of the proper length and breadth to go loosely in to the same recess, being hinged to the frame at one side and furnished with a catch, *s*, on the other side to hold it when shut in place.

D is a spring-frame, of metal or other suitable material, hinged or otherwise fastened to one side of C, and has a catch at *a* to hold down to place when in use. One or more spring-bands, *c c*, are secured to C on one side, in the same way as the frame D, and are fastened down by buttons or catches *x x* when not in use.

When a picture is to be printed that will occupy the whole frame, the intermediate bands, *c c*, not being required, are pressed down to C and fastened by the buttons *x x*, the pad that is commonly used to press the paper close to the negative-plate *j* is placed over them, and the prepared paper laid on that, and the frame

D pressed down to place over all, the catch *a* holding it fast. The board C is then shut into the frame A against the negative-plate I, fastened in, and then exposed to the light of the sun.

When only one or more of a series of pictures on the same plate is to be printed from, one of the bands *c* is released from the fastening at *x*, the pad is placed on C, and the piece of prepared paper of the size required for the picture is placed upon it, so that the band may shut down on one edge and the frame D may hold the other side.

One of the great advantages is that the frame can be readily opened and the whole surface of the paper inspected at any stage of the process of printing without displacing the paper, so that the process can be continued, if desired. Another is that no more of the prepared paper need be used than is necessary for the picture, whether of the whole size or of a part. Again, the prepared paper can be put in place with less handling, which, from the moisture or dust upon the hands, is liable to injure the paper for printing, and a person can attend to twice as many frames from the facility with which they can be handled.

Having thus described my improvement, what I claim as my invention is—

The spring-frame D and intermediate bands, *c c*, in combination with the board C, substantially as herein described, and for the purpose set forth.

SAMUEL K. JONES.

Witnesses:

HENRY CHAMPION,
SIMEON E. BALDWIN.