

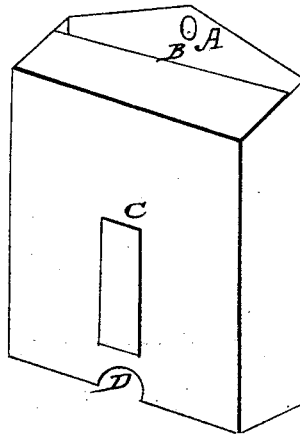
R. W. JENKS.

Match Safe.

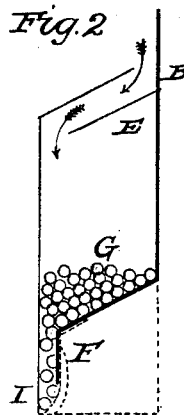
No. 49,760.

Patented Sept. 5, 1865.

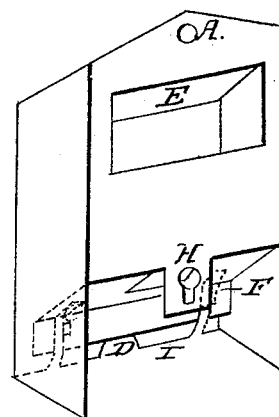
*Fig. 1*



*Fig. 2*



*Fig. 3*



Witnesses.

*G. M. Cummings*  
*W. J. Marshall*

Inventor

*Robert W. Jenks*

# UNITED STATES PATENT OFFICE.

ROBERT W. JENKS, OF PROVIDENCE, RHODE ISLAND.

## MATCH-SAFE.

Specification forming part of Letters Patent No. **49,760**, dated September 5, 1865.

*To all whom it may concern:*

Be it known that I, ROBERT W. JENKS, of Providence, in the county of Providence and State of Rhode Island, have invented a new and Improved Match-Safe; and I do hereby declare that the following is a full, clear, and exact description of the same, reference being had to the annexed drawings, making a part of this specification, in which—

Figure 1 is a perspective front view of my invention; Fig. 2, a transverse vertical section of the same; Fig. 3, a perspective back view of the same.

Similar letters of reference indicate corresponding parts in the several figures.

To enable those skilled in the art to fully understand and construct my invention, I will proceed to describe it.

A represents a hole in the top of the back for attaching the safe to the wall. B is an opening in the top, where the matches are dropped into the safe; C, an opening in the front of the safe for the purpose of clearing the matches when obstructed; D, a semicircle cut from the bottom of the front of the safe, to allow of taking the matches from the safe separately with the thumb and finger; E, a flange projecting from the back, as shown clearly in Fig. 3, the object of which is to guide the

matches in a horizontal position when dropped into the safe at the opening B; FF, two light springs attached to the back of the safe at their upper ends and crossing the opening I, thereby preventing the matches from falling out until drawn forcibly downward, when the springs yield or open, as shown by dotted lines at F, Fig. 2, immediately closing again and retaining the remainder of the matches in the safe.

G, Fig. 2, represents matches. H is a part of the back of the safe, provided with a key-shaped hole. This is for the purpose of attaching the safe more firmly to the wall by means of tacks in connection with the hole A.

I am aware that match-safes have been constructed so that the matches could be taken from the bottom by means of a hole in the side or end at the bottom, and I therefore do not broadly claim such construction; but

I do claim as new and desire to secure by Letters Patent—

The opening at the bottom I, in connection with the springs F, substantially as and for the purposes set forth.

ROBERT W. JENKS.

Witnesses:

G. M. CUMMING,  
W. T. MARSHALL.