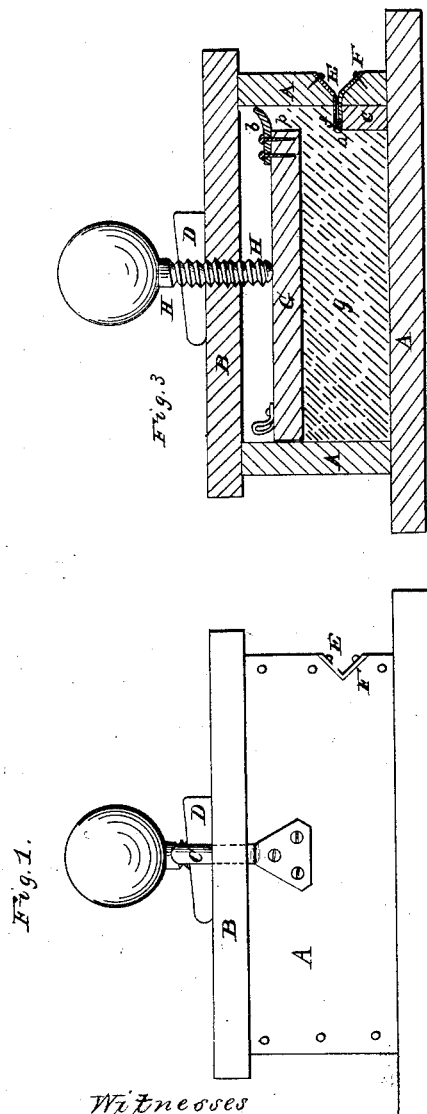


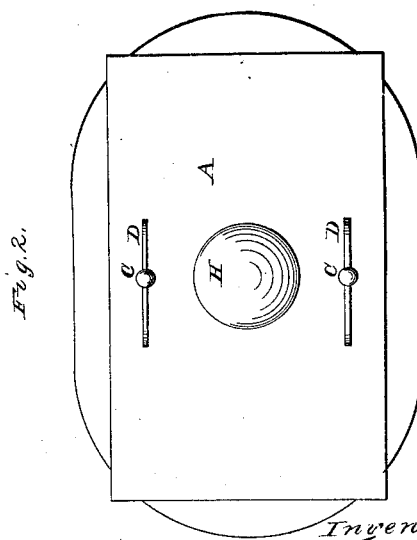
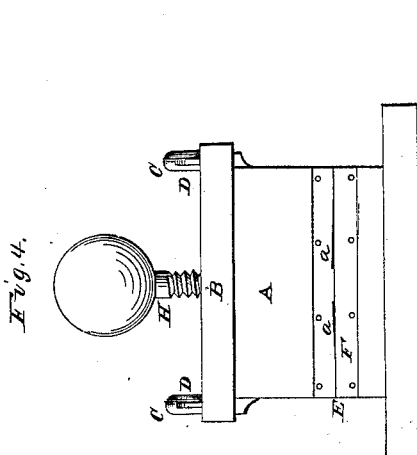
*W. T. Kosinski,  
Cutlery Scourer.*

*No 49,892.*

*Patented Sep. 12, 1865.*



*Witnesses  
J. H. Reed  
G. W. Reed*



*Inventor  
W. T. Kosinski*

# UNITED STATES PATENT OFFICE.

W. T. KOSINSKI, OF NEW YORK, N. Y.

## KNIFE-CLEANER.

Specification forming part of Letters Patent No. 49,892, dated September 12, 1865.

*To all whom it may concern:*

Be it known that I, W. T. KOSINSKI, of the city, county, and State of New York, have invented a new and Improved Machine for Cleaning or Scouring Knives; and I do hereby declare the following to be a full, clear, and exact description of the same, reference being had to the accompanying drawings, in which—

Figure 1 is a side elevation of a knife-cleaner constructed according to my invention. Fig. 2 is a plan thereof. Fig. 3 is a central vertical section of the same. Fig. 4 is an end view of the same.

Similar letters of reference indicate corresponding parts in the several figures.

My invention consists in a novel construction of machines used in scouring or cleaning knives, in which the same scouring material is constantly used and may be applied to the knife with any desired pressure, and the scouring material is neither spilled nor wasted.

To enable others skilled in the art to make my invention and apply it to use, I will proceed to describe its construction and operation, having reference to the drawings.

A represents a box, having a removable lid, B, secured thereon by means of wedges D D, passing through pins C C, fastened to the box and projecting upward through two holes in the said cover. In one end of this box is an angular opening or throat, E, forming a slot across the end of the box, Fig. 4. Fastened in this slot is a strip of leather, F f, the two longitudinal edges of which are secured to the outer edge of the inclined faces of the opening, and the crease or fold f extends into the box for a short distance, as shown in Fig. 3, and is pierced for the introduction of one or more knife-blades with the longitudinal holes or slits a a.

The box A has a solid platen, G, which is

laid in the box on top of the scouring material g, and is pressed down on the scouring material by means of a hand-screw, H, which works in a thread cut in the lid B. The platen G is made about a half an inch shorter than the box, to leave an opening at p over the throats a a, and this opening p is covered by a flap of leather or other moderately-pliable material, b. This arrangement is to prevent the scouring material from being pressed down on top of the leather fold f. The fold f is supported by a small block, c, placed below it, equal in thickness to the part of the fold which projects into the box. The leather piece b is also used to prevent the dust from the scouring material from flying out or rising above the platen G.

The knife to be cleaned is introduced into one of the slits or openings a, and a reciprocating horizontal motion is then given to it, which produces the scouring by the compressed scouring material g rubbing against the upper and lower faces of the knife-blade.

What I claim as my invention, and desire to secure by Letters Patent, is—

1. The leather-lined throat E and inside block, c, in combination with each other and with the box A, platen G, and screw H, substantially as herein described.

2. The throat-lining F f, composed of one piece of leather, folded and secured at its edges and provided with slits a a, substantially as herein specified.

3. The flexible flap b, in combination with the opening p, at one end of the platen, substantially as and for the purpose herein set forth.

W. T. KOSINSKI.

Witnesses:

J. W. COOMBS,  
G. W. REED.