
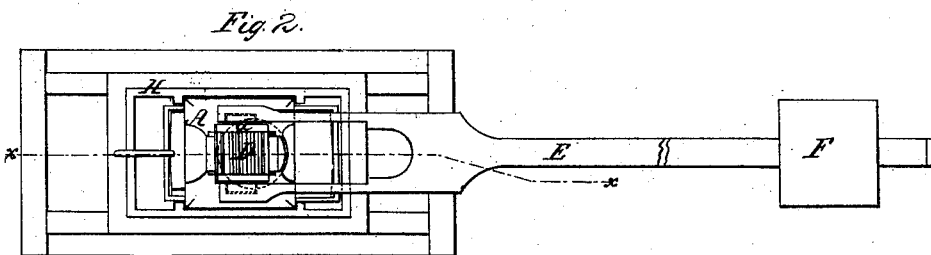
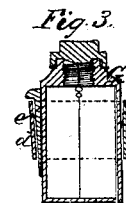
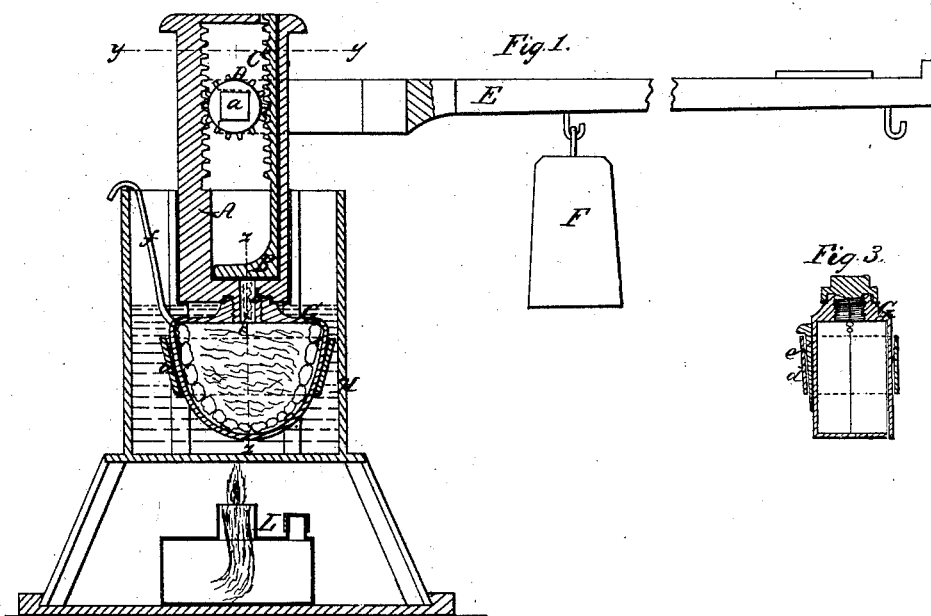


F. C. BROWN.  
 APPARATUS FOR PACKING RUBBER FOR DENTAL PURPOSES.  
 No. 49,969.                      Patented Sept. 19, 1865.



Witnesses;  
 Theo. Lusch  
 J. M. Douglass

Inventor;  
 F. C. Brown  
 By *William C. Brown*

# UNITED STATES PATENT OFFICE.

F. C. BROWN, OF PALMYRA, NEW YORK.

## IMPROVED APPARATUS FOR PACKING RUBBER FOR DENTAL PURPOSES.

Specification forming part of Letters Patent No. 49,969, dated September 19, 1865.

*To all whom it may concern:*

Be it known that I, F. C. BROWN, of Palmyra, in the county of Wayne and State of New York, have invented a new and Improved Apparatus for Packing Rubber for Dental Purposes; and I do hereby declare that the following is a full, clear, and exact description thereof, which will enable others skilled in the art to make and use the same, reference being had to the accompanying drawings, forming part of this specification, in which—

Figure 1 represents a longitudinal vertical section of this invention, taken in the plane indicated by the line *x x*, Fig. 2. Fig. 2 is a horizontal section of the same, the line *y y*, Fig. 1, indicating the plane of section. Fig. 3 is a detached section of the flask, the line *z z*, Fig. 1, indicating the plane of section. Fig. 4 is a perspective view of the lever.

Similar letters of reference indicate like parts.

The object of this invention is an apparatus intended to force rubber round the teeth in making artificial dentures.

The apparatus consists of a barrel or tube fitted with a piston which is attached to a toothed rack and acted upon by a pinion, to which motion is imparted by a weighted lever, in combination with a flask, which is secured by a clamp and wedge, and provided with an indicator, and which is placed in the interior of a boiler heated by a lamp or other suitable means, in such a manner that when the teeth are arranged in the flask and the flask is placed into the boiler the desired quantity of rubber can be forced around said teeth with ease and facility.

A represents a barrel or tube, made of metal or any other suitable material, and fitted with a piston, B, which is secured to a toothed rack, C. A pinion, D, which gears into this rack, serves to impart to the piston the desired reciprocating motion. Said pinion is mounted on an arbor, *a*, with square ends, and from said ends extends a lever, E, from which a weight, F, can be suspended at suitable distances from the fulcrum or pinion, according to the pressure which is required.

The barrel A is provided with a nipple, *b*, at

its bottom end, and the outside of this nipple is provided with a screw-thread, which fits into a corresponding female thread in the flask G.

When the flask is secured to the barrel it communicates with the same by means of the hole *c* bored through the longitudinal center of the nipple, as shown in Fig. 1. The flask is held in position by the clamp *d* and wedge *e*, and it is arranged inside the boiler H, which is partially or wholly filled with water and heated by a lamp, L, or other suitable means, so that the rubber used in the operation can be kept soft.

From the upper edge of the flask extends a wire, *f*, which forms the indicator. After the teeth have been properly adjusted in the flask said flask is closed and secured to the barrel A. The rubber is introduced into the barrel under the piston, and by exposing said piston to the lever-power produced by the weight F the rubber is automatically forced into the flask and around the teeth. When the case is packed the rubber forces out the indicator-wire *f*, thus showing that the operation is finished. By this arrangement the power is applied in such a manner that it requires less attention from the operator than any other method known to me.

When it becomes necessary to introduce a fresh supply of rubber the lever E is raised and little time is lost to complete the operation.

The flask is readily fastened, and requires less handling than by other processes, and by the indicator the time when the case is packed is shown, so that the operator knows exactly when to discontinue the operation.

I claim as new and desire to secure by Letters Patent—

1. The combination of the piston B, barrel A, flask G, heated bath H, with the accessories, substantially as described, forming an apparatus for injecting rubber into molds.

2. The combination of the flask G, piston B, barrel A, and indicator-wire *f*, substantially as described and represented.

Witnesses:

F. C. BROWN.

C. S. CHASE,  
GEO. M. BOWMAN.