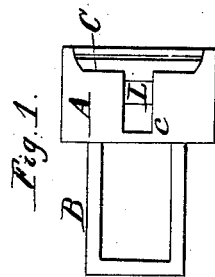
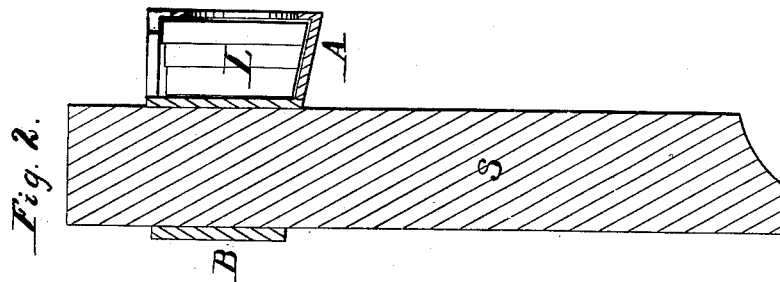
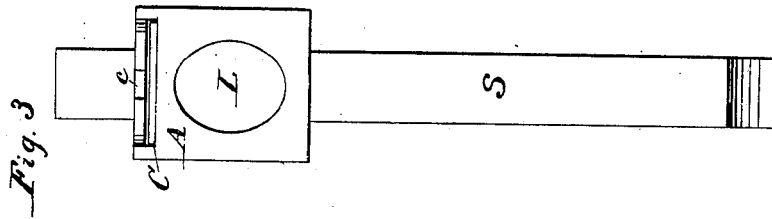


B. F. DAY & C. H. NELSON.  
PICKER FOR LOOMS.

No. 50,227.

Patented Oct. 3, 1865.



Witnesses:

*Wm. F. McManara.*  
*L. P. Hall.*

Inventors:

*B. F. Day*  
*C. H. Nelson*  
*For Munn & Co.*  
*Attorneys*

# UNITED STATES PATENT OFFICE.

BENJAMIN F. DAY AND CHARLES H. NELSON, OF BIDDEFORD, MAINE.

## IMPROVEMENT IN PICKERS FOR LOOMS.

Specification forming part of Letters Patent No. 50,227, dated October 3, 1865.

### *To all whom it may concern:*

Be it known that we, BENJAMIN F. DAY and CHARLES H. NELSON, of Biddeford, in the county of York and State of Maine, have invented new and useful Improvements in Pickers; and we do hereby declare that the following is a full, clear, and exact description thereof, which will enable others skilled in the art to make and use the same, reference being had to the accompanying drawings, forming a part of this specification, in which—

Figure 1 represents a plan of my picker-box. Fig. 2 is a vertical sectional view of the same. Fig. 3 is a front elevation of the picker and its staff.

Similar letters of reference indicate like parts.

It is common to protect the picker against the blow which it receives from the nose of the shuttle by means of cushions of leather, rubber, or hide, the different layers being secured to each other and to the picker-staff by bolts or bands. One of the defects of these cushions is their liability to be split and torn apart by the violent blows it gives to and receives from the shuttle, making it necessary to stop the loom to replace it with a new picker, thereby incurring a loss both of time and money.

Our improvement consists in using a metallic box of any suitable form to receive the leather or other substance composing the cushion of the picker.

A represents the picker, with the eye B to

receive the picker-staff S. It is filled with a cushion, L, of leather or other suitable material, which is exposed to the nose of the shuttle through a round opening in front of the box, as shown in Fig. 3. The layers or leaves of the cushion L are inserted through a slit, C, cut in the top along the front of the box. We make a slit, c, from the front to the rear of the box, to enable the operator the easier to insert and remove the layers of the cushion.

We propose to secure the cushion in the box by wedges or a spring, and also to cover the openings in the box by a slide or button which shall swing over them.

We are aware that boxes to contain disks of leather or other elastic material and to be attached to the picker-staffs of looms have been the subject of previous patents; but we do not claim such, broadly. But

What we do claim as new, and desire to secure by Letters Patent, is—

The box, constructed as described and represented, having a means of attachment to the picker-staff, an opening in its face to permit the nose of the shuttle to strike the contained disks, and an opening, c, at the top for the ready insertion and retraction of the cushion-disks, as may be required.

BENJ. F. DAY.

CHARLES H. NELSON.

Witnesses:

F. EMERY,

CHARLES L. TARBOX.