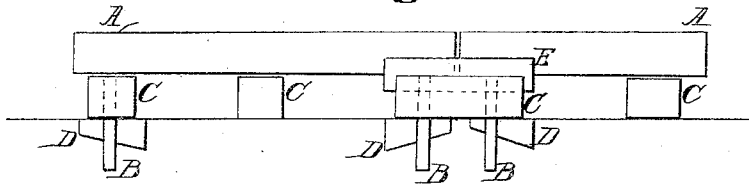


A. HAMIL, Sr. & R. J. B. HAMIL.  
RAILROAD JOINT.


No. 50,243.

Patented Oct. 3, 1865.

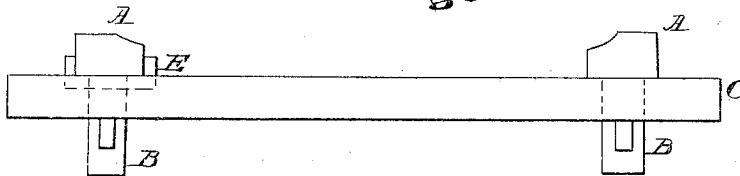
*Fig1.*



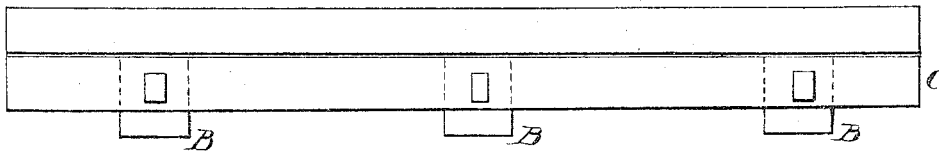
*Fig.2.*



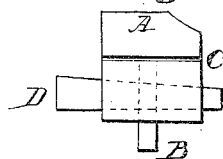
*Fig3.*



*Fig4.*



*Fig5.*



*Inventors:*

*Witnesses:*  
*Alexander Hamill Sr*  
*Robert J. B Hamill*  
*By their Atty -*  
*J. Franklin Reigart.*  
*Daniel Reigart.*  
*C. J. Reigart*

# UNITED STATES PATENT OFFICE.

ALEXANDER HAMILL AND ROBERT J. B. HAMILL, OF BALTIMORE,  
MARYLAND.

## IMPROVEMENT IN RAILROAD-RAILS.

Specification forming part of Letters Patent No. 50,243, dated October 3, 1865.

*To all whom it may concern:*

Be it known that we, ALEXANDER HAMILL and ROBERT J. B. HAMILL, both of the city of Baltimore and State of Maryland, have invented new and useful Improvements in Railways; and we do hereby declare the following to be an exact description thereof, reference being had to the accompanying drawings and to the letters of reference marked thereon, making a part of this specification.

The nature of our invention consists in tenons or legs being solid or firmly fastened to the rail and keyed fast to the sills or cross-ties, to take the place of spikes or bolts that are always working loose, the heads of the spikes breaking off, while our improvement makes the railway firmer and more durable, and with the flat chair also secures the joints more effectually.

Figure 1 represents a side view of railway; Fig. 2, a view of the chair; Fig. 3, an end view of railway; Fig. 4, a side view of a street-railway; Fig. 5, an end view of a sill and rail.

A represents the flat rail; B, the tenons, square-shaped, solid, or firmly fastened to the rail, and projecting from the lower part of the rail a sufficient length to fit into and through the mortises in the sills or cross-ties C, and having square or oblong apertures to receive the wedge-shaped key D to be permanently keyed. The joints of the rails set in flat chairs E, with raised sides G, and two square or oblong apertures, H, in the bottom to receive and secure the tenons B.

What we claim as our invention, and desire to secure by Letters Patent, is—

The arrangement and combination of the tenons B and keys D with the rails, as herein described, for the purpose of fastening the rails more permanently and securely to the cross-ties and dispensing with the use of spikes.

ALEXANDER HAMILL.  
ROBERT J. B. HAMILL.

Witnesses:

J. FRANKLIN REIGART,  
EDM. F. BROWN.