

Sheet 1. 2 Sheets.

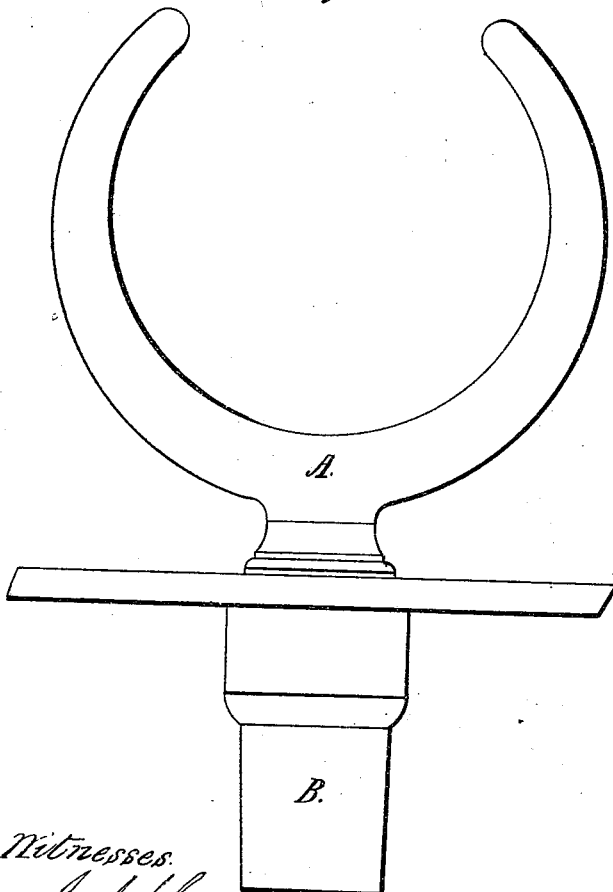
*P. W. Neefus.*  
*Oar Lock.*

*N<sup>o</sup> 50,264.*

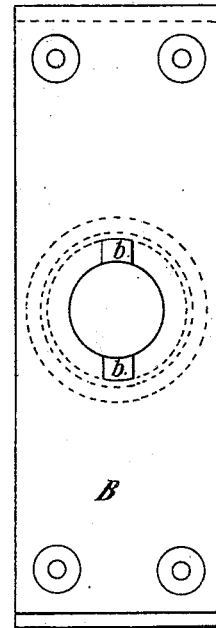
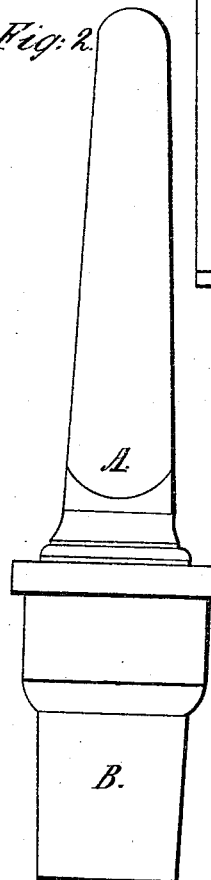
*Patented Oct. 3, 1865.*

*Fig. 5.*

*Fig. 1.*



*Fig. 2.*



*Witnesses.*

*J. A. Humman*  
*John Penn Curry.*

*Inventor.*

*Peter W. Neefus.*

# UNITED STATES PATENT OFFICE.

PETER W. NEEFUS, OF NEW YORK, N. Y.

## IMPROVED ROWLOCK.

Specification forming part of Letters Patent No. 50,264, dated October 3, 1865.

*To all whom it may concern:*

Be it known that I, PETER W. NEEFUS, of the city, county, and State of New York, have invented a new and useful Improvement in the Construction of Rowlocks for Boats; and I do hereby declare that the following is a full, clear, and exact description of the construction and operation of the same, reference being had to the annexed drawings, making a part of this specification, in which—

Figure 1 is a side elevation, Fig. 2 an end elevation, Fig. 3 a longitudinal section, Fig. 4 a transverse section, and Fig. 5 a top view, of the base-plate.

A represents the working part of the rowlock, and B the base or permanent part, which is to be firmly secured to the gunwale of the boat by means of screws or other devices.

*a' a'* are the upper lugs, and *a a* the lower lugs. These are integral portion of the shank of A, which is inserted in a corresponding socket in B, and the two parts A and B, are then placed in a parallel position in order to bring the lugs *a a* into a position to enter the slots *b b* in B. A being now made to describe one-fourth of a revolution, the lugs *a' a'*

are brought into a similar position and readily enter the slots *b b* in B, which leaves the rowlock at right angles with the vertical plane of the keel of the boat. A being now made to describe another one-fourth of a revolution, is brought into a "fore and aft," or the proper working position it is intended to occupy on the gunwale of the boat.

The object and use of this invention is to prevent the rowlocks from being forcibly thrown from their positions when the oars are unshipped for any purpose whatever, especially when making a landing in rough weather or through a surf.

What I claim as my invention, and desire to secure by Letters Patent, is—

The construction of the base-plate B, with its slots *b b*, and socket and chamber for the reception of the shank of A, and the lugs *a a* and *a' a'*, constructed and combined substantially as and for the purpose specified.

PETER W. NEEFUS.

Witnesses:

GEO. HOWARD ELLERS,  
HENRY PALMER.

# UNITED STATES PATENT OFFICE.

PETER W. NEEFUS, OF NEW YORK, N. Y.

## IMPROVED ROWLOCK.

Specification forming part of Letters Patent No. 50,264, dated October 3, 1865.

*To all whom it may concern:*

Be it known that I, PETER W. NEEFUS, of the city, county, and State of New York, have invented a new and useful Improvement in the Construction of Rowlocks for Boats; and I do hereby declare that the following is a full, clear, and exact description of the construction and operation of the same, reference being had to the annexed drawings, making a part of this specification, in which—

Figure 1 is a side elevation, Fig. 2 an end elevation, Fig. 3 a longitudinal section, Fig. 4 a transverse section, and Fig. 5 a top view, of the base-plate.

A represents the working part of the rowlock, and B the base or permanent part, which is to be firmly secured to the gunwale of the boat by means of screws or other devices.

*a' a'* are the upper lugs, and *a a* the lower lugs. These are integral portion of the shank of A, which is inserted in a corresponding socket in B, and the two parts A and B, are then placed in a parallel position in order to bring the lugs *a a* into a position to enter the slots *b b* in B. A being now made to describe one-fourth of a revolution, the lugs *a' a'*

are brought into a similar position and readily enter the slots *b b* in B, which leaves the rowlock at right angles with the vertical plane of the keel of the boat. A being now made to describe another one-fourth of a revolution, is brought into a "fore and aft," or the proper working position it is intended to occupy on the gunwale of the boat.

The object and use of this invention is to prevent the rowlocks from being forcibly thrown from their positions when the oars are unshipped for any purpose whatever, especially when making a landing in rough weather or through a surf.

What I claim as my invention, and desire to secure by Letters Patent, is—

The construction of the base-plate B, with its slots *b b*, and socket and chamber for the reception of the shank of A, and the lugs *a a* and *a' a'*, constructed and combined substantially as and for the purpose specified.

PETER W. NEEFUS.

Witnesses:

GEO. HOWARD ELLERS,  
HENRY PALMER.