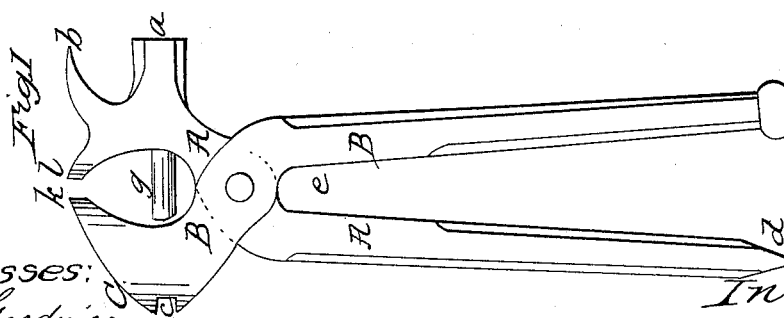

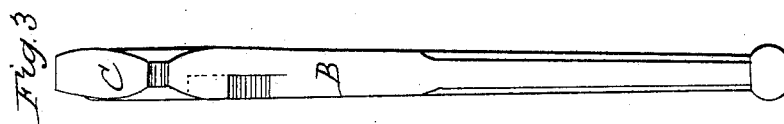



M. D. Lawrence,
Box Opener.
N^o 50,303. Patented Oct. 3, 1865.



Witnesses:
J. B. Gardner
L. L. Davis

Inventor
M. D. Lawrence

UNITED STATES PATENT OFFICE.

M. D. LAWRENCE, OF SPRINGFIELD, MASSACHUSETTS, ASSIGNOR TO HIMSELF AND GEORGE K. FOX, OF SAME PLACE.

IMPROVEMENT IN BOX-OPENERS.

Specification forming part of Letters Patent No. 50,303, dated October 3, 1865.

To all whom it may concern:

Be it known that I, M. D. LAWRENCE, of Springfield, Hampden county, Commonwealth of Massachusetts, have invented an Improved Tool for Opening Boxes, Cases, &c.; and I do hereby declare that the following is a full and exact description thereof, reference being had to the accompanying drawings, and to letters of reference marked thereon.

In the drawings, Figure 1 is a side view of the tool complete. Fig. 2 is an edge view of one part, and Fig. 3 a similar view of the other part. Fig. 4 is a top view of the tool complete.

In the transportation of dry-goods and light merchandise generally a large quantity of wooden boxes, cases, &c., are used, and as they are necessarily securely nailed up, the opening of them with the ordinary hammer and chisel is not only a tedious operation, but usually the lids are so split and battered as to render them unfit for further use, and the box must either be thrown away or a new lid furnished. In large wholesale houses this becomes an important item, as the boxes are necessarily somewhat expensive, and large quantities are used, and the want of some tool by means of which boxes could be readily opened without injury to them has long been felt.

To accomplish this object I have invented the tool which I will now describe. It consists of a pair of pinchers, A B, to the part A of which I attach the projections *a* and *b*, and to the part B of which I attach the projection C, having the notch *c* cut in it, and in addition to these parts I form the end *d* of the part A into a screw-driver, and form the end of the projection *b* into a claw, and between the two parts, at *e*, I have an adjustable wrench. I also place the piece *g* between the two jaws of the pinchers, for the purpose hereinafter described.

I will now show its operation, which is as follows: Instead of attempting to wrench off the lid, I first draw the nails in the following manner: The projection C is first placed over the head of the nail and the wood set down around it, the head passing into the notch C. The nail is then grasped between the teeth *k l* of the pinchers, and is pulled by pressing the handles A B to one side, the projection *b* acting as a fulcrum for the lever thus formed, and this projection *b* is formed in such a manner as that the nail is drawn straight, or nearly so, thus saving them in a condition for future use. It will be seen that in this way I preserve the lid in good order, while the box is opened much quicker and easier than by any other way.

The use of the part *g* is to form a direct communication between the head *a* and the set *b*, so that a blow struck on the former is communicated directly to the latter, and without striking together the teeth *k l*; and by combining with this arrangement the screw-driver *d*, claw *b*, and wrench *e*, the projection *a* forming a hammer, I have a tool in itself all that is commonly used in a store, besides its use for opening boxes.

Now, having described my invention, what I claim as new, and desire to secure by Letters Patent, is—

The combination of the part A, having the projections *a*, *b*, and *l* and stop-pin *g* attached, with the part B, having the nail-set G and projection *k* attached, these parts being combined and operated in the manner and for the purpose herein set forth.

M. D. LAWRENCE.

Witnesses:

J. B. GARDINER,
L. L. DAVIS.