

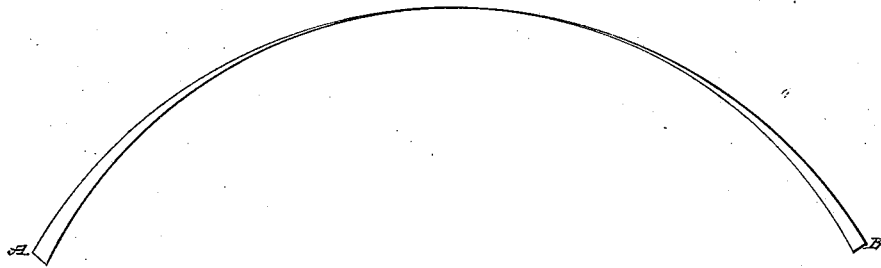
*D. Hawkins,*

*Furniture Spring,*

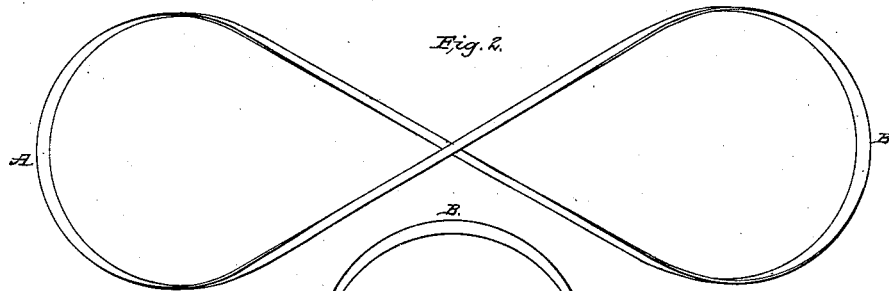
*Nº 50,471,*

*Fig. 1.*

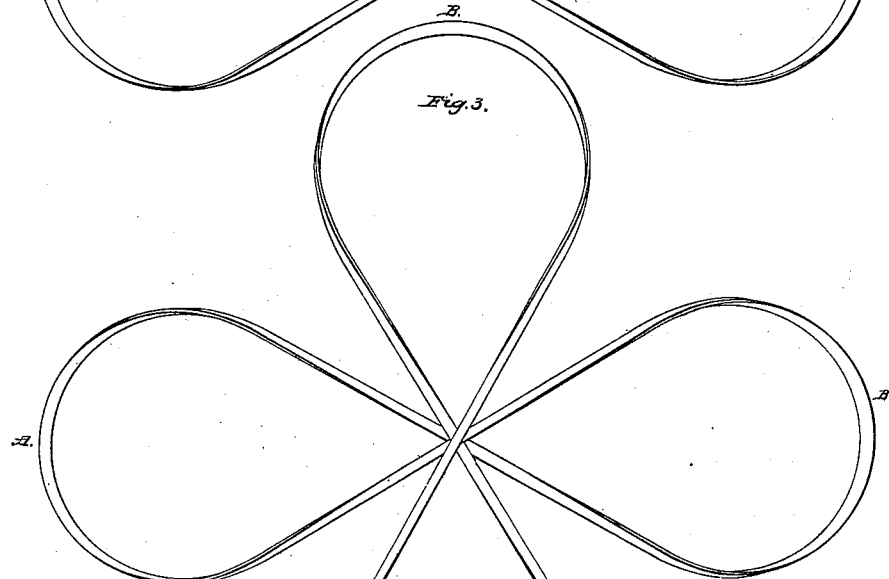
*Patented Oct. 17, 1865*



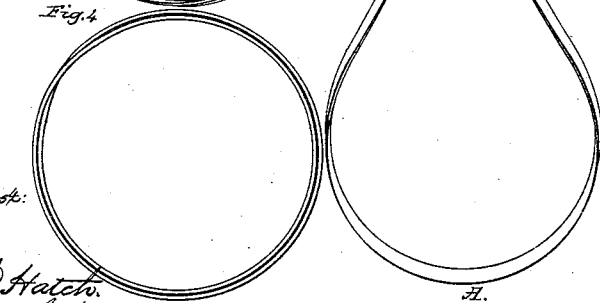
*Fig. 2.*



*Fig. 3.*



*Fig. 4.*



*Attest:*

*H. D. Hatch.  
Doan & Burdick*

*Inventor:*

*Daniel Hawkins  
By  
John E. Carr*

# UNITED STATES PATENT OFFICE.

DAVID HAWKINS, OF DERBY, CONNECTICUT.

## SPRINGS FOR FURNITURE.

Specification forming part of Letters Patent No. 50,471, dated October 17, 1865.

*To all whom it may concern:*

Be it known that I, DAVID HAWKINS, of Derby, in the county of New Haven and State of Connecticut, have invented a new and useful Improvement in Springs for Upholstering Purposes; and I do hereby declare the following, when taken in connection with the accompanying drawings and the letters of reference marked thereon, to be a full, clear, and exact description of the same, and which said drawings constitute part of this specification, and represent, in—

Figure 1, a side view of a single spring; Fig. 2, a top view; Fig. 3, a top view of two springs combined.

My invention is designed as a substitute for the common upholstering-spring; and it consists in first forming a hoop from flat tempered steel wire, half-twisting the same, and thus half-twisted the two ends are joined together, and when thus united the hoop is twisted into the form resembling a figure 8. The two ends being fixed so that the center is raised completes the spring.

To enable others skilled in the art to construct and use my improvement, I will proceed to fully describe the same as illustrated in the accompanying drawings.

I first form a piece of tempered flat steel wire of the proper length, form a loop or ring,

half-twisting the same before uniting the two ends. When thus united, by giving a half-twist to the hoop it will assume the form denoted in Fig. 1 as an edge view and Fig. 2 as a top view, which completes the construction of the spring, the strength of which depending entirely upon the size of the wire of which it is formed.

My spring is applied by securing the two ends A B in any convenient manner and placing thereon the upholstering material in the usual manner. I find a combination of these springs, as seen in Fig. 3, by placing one across the other and arranging them in sets, to be practically the best arrangement.

One great advantage which my spring has over ordinary upholstering-springs is that it may be packed in a very small place, the spring being readily doubled into the form seen in Fig. 4.

Having, therefore, fully described my invention, what I claim as new and useful, and desire to secure by Letters Patent, is—

A spring for upholstering or other purposes, constructed in the manner substantially as herein described.

DAVID HAWKINS.

Witnesses:

JOHN E. EARLE,  
H. D. HATCH.