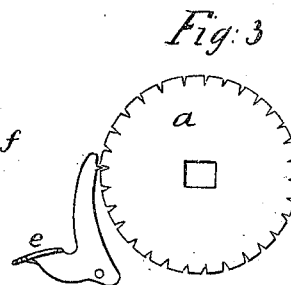
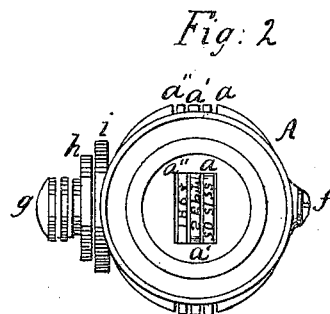
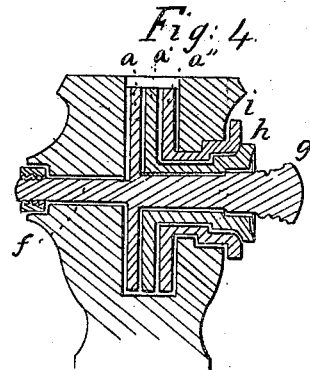
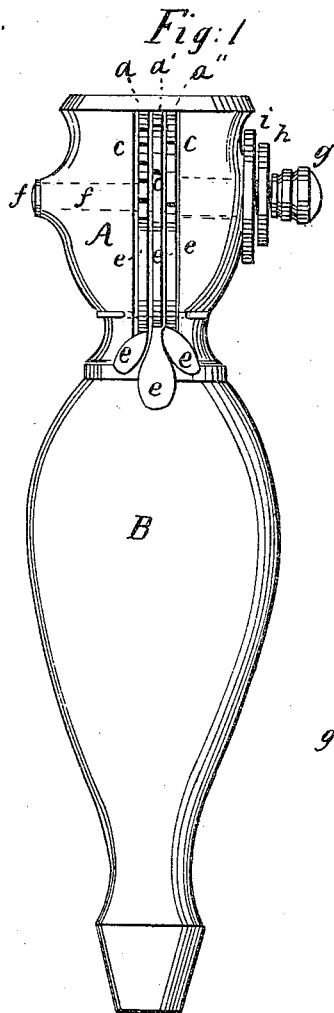


*J. B. Secor*  
*Stamp Canceler.*

*N<sup>o</sup> 50501.*

*Patented Oct. 17. 1865.*



*Witnesses*

*Edward Bebb*  
*Geo. E. Brown*

*Inventor*

*Jerome B. Secor.*  
*By ally*  
*A. B. Stoughton.*

# UNITED STATES PATENT OFFICE.

JEROME B. SECOR, OF CHICAGO, ILLINOIS.

## HAND STAMP AND CANCELER.

Specification forming part of Letters Patent No. 50,501, dated October 17, 1865.

*To all whom it may concern:*

Be it known that I, JEROME B. SECOR, of Chicago, in the county of Cook and State of Illinois, have invented a new and useful Improvement in Stamps for Marking, Printing, or Canceling; and I do hereby declare the following to be a full, clear, and exact description of the same, reference being had to the accompanying drawings, making a part of this specification, in which—

Figure 1 represents a view of the stamp in its lengthwise position. Fig. 2 represents a view of the face of the stamp. Fig. 3 represents one of the plates or disks and thumb-lever detached from the stamp or press. Fig. 4 represents a vertical central section through the head of the stamp, showing the connection between the disks and the external appliances for turning them.

Similar letters of reference, where they occur in the separate figures, denote like parts of the stamp in both of the drawings.

My invention consists in the arrangement of a series of wheels in a metallic stamp-head, which wheels are marked on their perimeters with the letters, figures, characters, or combinations of each which may be necessary for any special purpose, said wheels being also susceptible, by means of thumb-nuts or their equivalents, of being turned in said head, so as to form new combinations of letters, figures, marks, or characters, and of being locked and unlocked from the exterior of the stamp, as occasion may require.

To enable others skilled in the art to make and use my invention, I will proceed to describe the same with reference to the drawings.

A represents a metallic head, properly fastened upon a wooden or other handle, B, by which it may be used. Through this head is formed a slot capable of holding a series of rings or disks, *a a' a''*, (two, three, or more,) upon the perimeters of which are formed letters, figures, marks, characters, or combinations of letters, figures, marks, or characters, and also with nicks or indentations *c*, into which

a tooth on one of the spring-levers *e* may take to lock each disk, wheel, or ring in place after it has been adjusted. There should be one spring thumb-lever *e* for each separate wheel.

A shaft, *f*, passes through the head A to form a support for the wheels *a*, and upon which they can be turned freely after they are unlocked to make or change the combinations of letters, figures, &c.

The wheels have each their separate turning devices—as, for instance, the milled thumb-nut *g* turns the wheel *a*, the thumb-nut *h* turns the wheel *a'*, and the thumb-nut *i* turns the wheel *a''*. The nuts *h i* have sleeves or hollow shafts that clutch with their special wheel inside of the head A. The shaft *f* passes through the sleeve of the thumb-nut *h*, and the sleeve *h* passes through the sleeve of the nut *i*. Thus either wheel may be turned without turning the next adjacent one, or all may be turned together by unlocking them all by the levers *e*.

The head A is finished off flat and an opening formed in it, through which the perimeters of the wheels may slightly project, so that by stamping upon a piece of paper or other material the letters, figures, &c., will leave their impression, or any coloring-matter placed upon them, or the stamp may be set up erect, and the ribbon, paper, or other material fed over or past the letters, figures, &c., and the material pressed down to receive the impression.

Having thus fully described the nature, object, and purpose of my invention, what I claim therein as new, and desire to secure by Letters Patent, is—

Combining with a stamp-head a series of wheels that can be turned and locked when turned by a corresponding series of thumb-nuts and levers, arranged to operate substantially in the manner and for the purpose herein described and represented.

JEROME B. SECOR.

Witnesses:

H. E. SCOTCHMER,  
W. H. BUTLER.