

W. VAN ANDEN.

Car-Axle Box.

No. 50,520.

Patented Oct. 17, 1865.

Fig. 1.

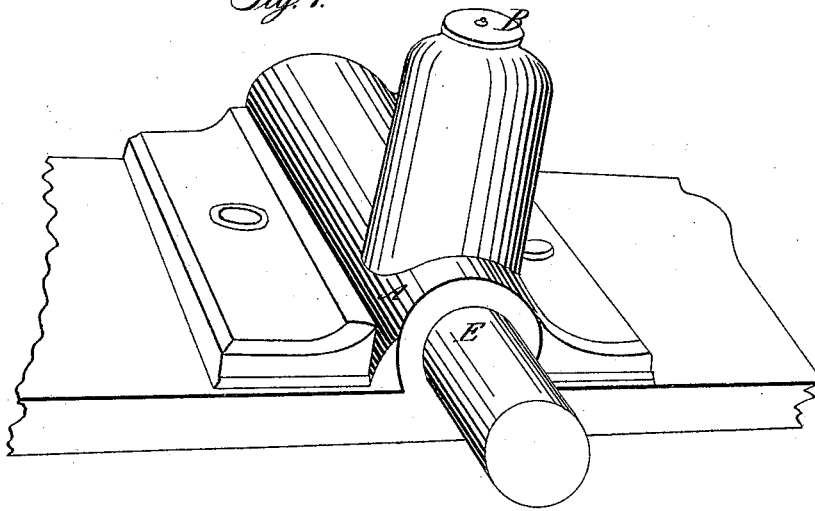


Fig. 2.

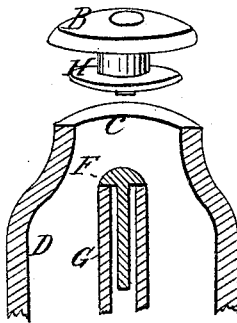
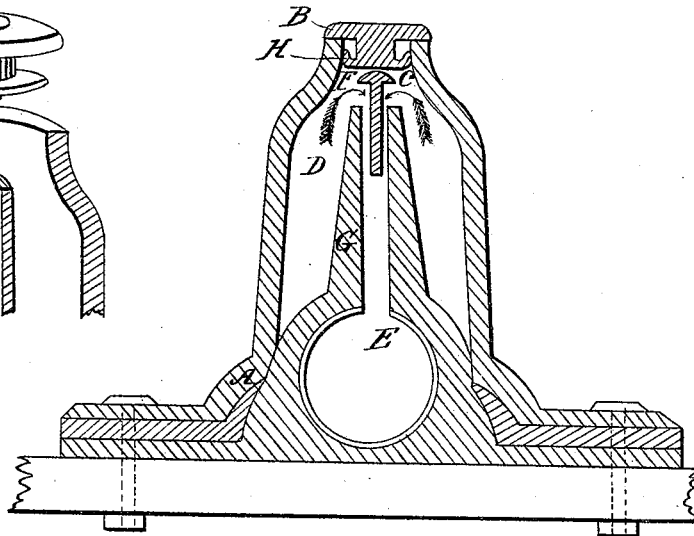


Fig. 3.



Witnesses:

Robert Palmer
W. H. Day

Inventor:

Wm Van Anden

UNITED STATES PATENT OFFICE.

WM. VAN ANDEN, OF POUGHKEEPSIE, NEW YORK.

IMPROVED MODE OF LUBRICATING JOURNALS.

Specification forming part of Letters Patent No. 50,520, dated October 17, 1865.

To all whom it may concern:

Be it known that I, WILLIAM VAN ANDEN, of Poughkeepsie, in the county of Dutchess and State of New York, have invented a new and Improved Mode of Lubricating Journals; and I do hereby declare that the following is a full and exact description thereof, reference being had to the accompanying drawings and to the letters of reference marked thereon.

The nature of my invention consists of an oil-chamber having a stem projecting from the bottom of the chamber to near the top, (so as to hold oil or other lubricating substance,) cast with and forming a part of the upper half of a journal-box, the stem having a hole through it vertically for the purpose of admitting oil through it from the chamber to the journal of a machine which gets its motion by means of a wheel or wheels running on the ground, usually denominated as "ground-wheel machines."

To describe my invention more fully I will refer to the accompanying drawings, forming a part of this specification, the same letters of reference, wherever they occur, referring to like parts.

Figure 1 is a perspective view of the box and oil-chamber. Fig. 2 is the stopper-cap and diagram, showing valve closed. Fig. 3 is a diagram of an upright section.

A, Figs. 1 and 3, is a metal journal-box having a hollow or oil chamber, as shown at D, Fig. 3, with a neck or opening, C, at the top. Within the chamber is a hollow stem, G, (shown in Fig. 3.) A rivet-shaped or shank drop-valve, F, is introduced into the vertical oil-hole of the stem, with the shank end downward and the head resting on the top of the stem, as in Fig. 2. A button-head cap or stopper, B, Figs. 2

and 3, having a short shank smaller than the opening or neck of the chamber, a piece of thin leather, H, or other flexible material a trifle larger than the neck of the chamber is made fast to the end of the short shank, and when forced into the opening the edge will press up toward the shank, as shown in Fig. 3, which makes a tight fit and not liable to jar out.

Oil or other lubricating liquid is introduced into the chamber at *c*. The shank part of the stopper or cap is then forced into the opening. The jolting of the machine by means of its passing over uneven surfaces causes the valve to jolt up, as in Fig. 3, and at the same time causes the oil to be thrown up and against the shank of the valve, and thus finds its way to the journal E, Fig. 2.

Having now described my improvements, I will proceed to set forth what I claim and desire to secure by Letters Patent of the United States:

1. An oil-chamber and hollow stem forming a part of the upper half of a journal-box, when used with a ground-wheel machine in a manner and for the purpose substantially as described.

2. In combination with the devices mentioned in first claim, the cap or stopper B, used in a manner and for the purpose substantially as described.

3. The shank drop-valve, in combination with the chamber and hollow stem, for the purpose substantially as described.

WM. VAN ANDEN.

Witnesses:

F. W. DAVIS,
ROBT. N. PALMER.