

C. S. STEARNS & T. COREY.  
BUCKLE.

No. 50,992.

Patented Nov. 14, 1865.

Fig. 1

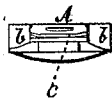


Fig. 2.

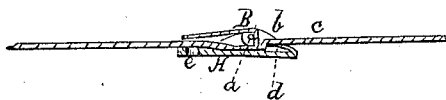


Fig. 3.



Witnesses.

A. P. Hale Jr.  
H. E. Fisher.

Inventors,

Caleb S. Stearns and Thomas Corey

by their attorney

R. W. Eddy

Fig. 4.

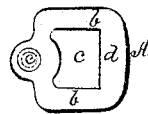


Fig. 5.

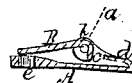
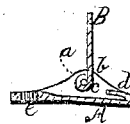


Fig. 6.



Fig. 7.



# UNITED STATES PATENT OFFICE.

CALEB S. STEARNS AND THOMAS COREY, OF MARLBOROUGH, MASS., ASSIGN-  
ORS TO THEMSELVES AND SAML. BOYD, OF SAME PLACE.

## IMPROVED BUCKLE.

Specification forming part of Letters Patent No. 50,992, dated November 14, 1865.

### *To all whom it may concern:*

Be it known that we, CALEB S. STEARNS and THOMAS COREY, of Marlborough, in the county of Middlesex and State of Massachusetts, have invented an Improved Buckle; and we do hereby declare the same to be fully described in the following specification and represented in the accompanying drawings, of which—

Figure 1 denotes a front view of it as applied to a strap. Fig. 2 is a longitudinal section, and Fig. 3 is a side view, of it. Fig. 4 is a top view of the buckle-body without the lever-tongue. Fig. 5 is a longitudinal section of the buckle, and Fig. 6 is an under-side view of the tongue.

In the said drawings, A denotes the body or frame of the buckle, B the tongue, and C the strap.

In carrying out our invention we make the tongue B as a bent lever, having one long and one short arm at or about at a right angle to each other. This tongue we arrange within the buckle-frame A in manner as shown in the drawings, and support it by a fulcrum-pin, *a*, going through it, and two projections, *b b*, which constitute opposite boundaries or sides of a recess, *c*, made in the said frame or body. The said recess we provide near the shorter arm of the tongue with a holding-lip, *d*, which extends across the body or from one to the other of the parts *b b*. We also make the buckle-body with one or more rivet-holes, *e*, arranged in it as shown in Figs. 4 and 5, the same being to enable the said body to be attached to a shoe or any other article by means of one or more rivets. We do not, however, confine our invention to such means of connecting the buckle-body to an article, as there are various others which may be adopted, our improvement consisting in the body of the buckle, made as described, and with the lip *d* and the bent lever B, arranged together and with respect to such body in manner as represented in the drawings.

Preparatory to passing the strap through the buckle the tongue should be raised so as to bring it into the position as shown in Fig. 7, which is a longitudinal section of the buckle with the tongue elevated. This having been done, the strap C should be passed between the lip *d* and the tongue, and underneath the

latter and over the hole *e*, after which the tongue should be turned down into the position as exhibited in Figs. 1, 2, 3, and 5. When so turned down the shorter arm of the lever will press the strap down upon the bottom surface of the recess *c* of the body A, after which any backward pull or draft on the strap will not only cause the strap to be pressed against the edge of the holding-lip *d*, but will so operate on the lever-tongue as to turn it in a manner to force its longer arm down into closer contact with the strap. The combined action of the lip *d* and both arms of the lever, as well as the bottom surface of the recess *c*, will be such as to prevent the strap from slipping on the buckle.

We do not fasten the buckle to a shoe or other article by connecting the tongue of the buckle to such shoe or article; but we connect the body of the buckle directly to such article.

We are aware of the trace-connection exhibited in the United States Patent No. 18,790, which, although like our invention in some particulars, yet differs materially from it, for such connection has its lever to operate with a cross-bar arranged underneath it, such bar answering in a manner the purpose of the bottom of the recess of our buckle. We have added to such elements an additional one—viz., the lip *b*—which we have arranged above the bottom of the recess and in rear of the shorter arm of the lever B, and thus, with an addition and its arrangement, the hold of the buckle on the strap is rendered much more effective, and the strap does not require to be made with ridges, as is the case with that described in the said patent.

We claim—

Our improved buckle, made substantially as described—that is to say, with its body constructed with the recess and holding-lip, and with the tongue formed as a bent lever in manner and applied to the body, and arranged in such recess and with respect to the holding-lip in manner and so as to operate as specified.

CALEB S. STEARNS.  
THOS. COREY.

Witnesses:

W. E. C. WORCESTER,  
JOHN F. COSTELO.