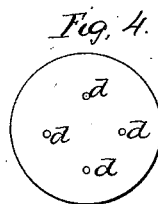
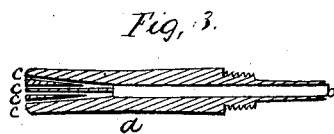
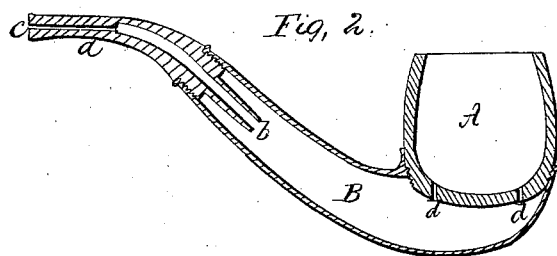
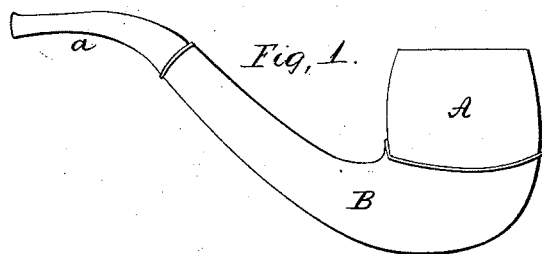


*J. Cunningham,*

*Tobacco Pipe,*

*N<sup>o</sup>. 51,024.*

*Patented Nov. 21, 1865.*



*Witnesses,*  
*Samuel Smith*  
*Nathan L. Perkins*

*Inventor,*  
*James Cunningham*

# UNITED STATES PATENT OFFICE.

JAMES CUNNINGHAM, OF BANGOR, MAINE.

## TOBACCO-PIPE.

Specification forming part of Letters Patent No. 51,024, dated November 21, 1865.

*To all whom it may concern:*

Be it known that I, JAMES CUNNINGHAM, of Bangor, in the county of Penobscot and State of Maine, have invented a new and Improved Tobacco-Pipe; and I do hereby declare that the following is a full, clear, and exact description of the same, reference being had to the accompanying drawings, making a part of this specification, in which—

Figure 1 is a perspective view of my invention. Fig. 2 is a longitudinal vertical section. Fig. 3 is a longitudinal section of the mouth-piece, and Fig. 4 is a view of the bottom of the bowl.

Similar letters of reference indicate corresponding parts in the several figures.

This invention consists in a peculiarly-formed socket and reservoir, in which the bowl and mouth-piece are inserted and the oil of the smoke is condensed; and also in a mouth-piece formed with a plurality of orifices, by reason of which the smoke passes from the pipe cool and purified.

To enable others skilled in the art to make and use my invention I will proceed to describe its construction and operation.

A represents the bowl, which may be of any suitable material and of any desired design. The bottom of the bowl I perforate with a plurality of holes near the outer circumference of its cavity, as shown at *d d*, Fig. 4.

B is the socket and reservoir, which I construct of metal. It is formed to receive the bowl A and mouth-piece *a*, as is shown clearly in Fig. 2. Between the bowl A and mouth-piece *a* is the reservoir or cavity, which is shown at B, Fig. 2. The smoke passing through the perforations *d d* in the bottom of the bowl A and near its outer circumference, is brought in direct contact with the cooling metallic surface of the reservoir, whereby the temperature of the smoke is reduced and the oil contained therein is condensed and remains in the reservoir.

The mouth-piece *a* is formed with a hollow point or tube, *b*, projecting into the reservoir B, beyond the point of contact between the mouth-piece *a* and reservoir B, by means of which the oil is prevented from flowing through the orifices in the mouth-piece. The outer end of the mouth-piece *a* is formed with a plurality of orifices, *c c*, radiating from the central orifice, thus dividing the current of smoke and preventing its remaining warmth from being concentrated upon a single point in the mouth, as is the case with a mouth-piece formed with but a single orifice.

The bowl A, mouth-piece *a*, and socket B are separated or united, being formed with corresponding male and female screws, as is shown in Fig. 2, and any desired length of stem may be intervened between socket B and mouth-piece *a*.

Among the advantages of my invention may be enumerated its cheapness as compared with its value arising from the facility of its manufacture, the bowl being formed in the lathe and the socket easily and rapidly multiplied, while from its peculiar construction and arrangement the oil of the tobacco is condensed and the smoke rapidly cooled, and its durability is insured by its simplicity of construction.

What I claim as my invention, and desire to secure by Letters Patent, is—

1. The socket and reservoir B, in combination with the bowl A, when arranged and constructed substantially as described.
2. The combination of socket and reservoir B, bowl A, mouth-piece *a*, and tube *b*, when constructed and arranged to operate substantially as described.

JAMES CUNNINGHAM.

Witnesses:

DANIEL SMITH, Jr.,  
NATHAN L. PERKINS.