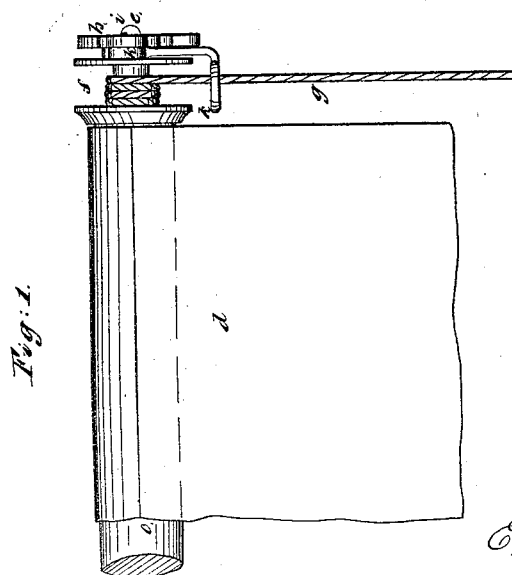
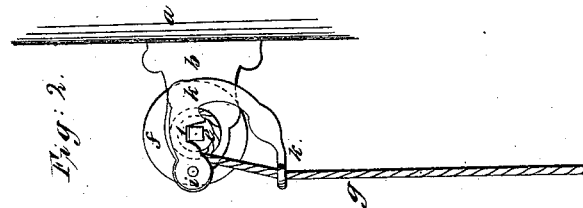
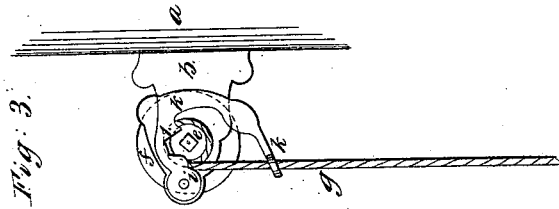


*E. M. Judd*

*Curtain Fixture.*

*N<sup>o</sup> 5,594.*

*Patented Dec. 19, 1865.*



*Witnesses:*  
*Geo. Swales*  
*Chas R Smith*

*Inventor*  
*E. M. Judd*

# UNITED STATES PATENT OFFICE.

EDWARD M. JUDD, NEW HAVEN, CONNECTICUT.

## CURTAIN-FIXTURE.

Specification forming part of Letters Patent No. **51,594**, dated December 19, 1865.

*To all whom it may concern:*

Be it known that I, EDWARD M. JUDD, of the city and county of New Haven, and State of Connecticut, have invented, made, and applied to use a certain new and useful Improvement in Curtain-Fixtures; and I do hereby declare the following to be a full, clear, and exact description of the said invention, reference being had to the annexed drawings, making part of this specification, wherein—

Figure 1 is an elevation of the said curtain-fixture. Fig. 2 is an end view of the spool and stop-lever as in position to hold the curtain; and Fig. 3 is a similar view with the lever raised as ready for drawing up or lowering the curtain. In these Figs. 2 and 3 the bracket is removed, but shown by red lines.

Similar marks of reference denote the same parts.

Levers and pawls or pendulum-fixtures have heretofore been made in which the device that holds the roller from turning is disconnected by pulling the cord off at an angle, or connected by allowing the cord to hang vertically.

The nature of my said invention consists in a stop-lever hung upon the bracket and operated by the direct pull of the cord to disconnect the same from the roller and allow it to turn in either direction, and when the pull on the cord is released the said stop-lever drops and holds the roller from turning further.

In the drawings, *a* represents a portion of the window-casing; *b*, the brackets, of any usual or desired character. *c* is the roller for the curtain *d*. *e* is the axis of the roller; and *f* the spool for the cord *g*, as usual.

*k* is my stop-lever, hung on the fulcrum *i* of the bracket, and extending over the axis *e*, where it is formed with a notch, *l*, to take the squared portion of the axle *e*, formed directly inside or outside the circular parts of the arbor that runs in the said bracket *b*, as the stop-lever *k* may be placed either on the inside or the outside of the bracket *b*.

The stop-lever *k* is formed with an eye or slot at the moving end *2* for the reception and passage of the cord *g*, and it will be seen, by reference to Fig. 2, that the weight of the stop-lever causes an angle to be formed in the cord *g* when in a normal position, so that the stop-lever is raised by pulling said cord straight, and in this position the curtain can be raised or lowered freely.

An eye may be placed on the window-casing through which the cord *g* may run, and when so fitted the entire control of the curtain is effected by simply pulling upon the cord *g*, or allowing it to run up gradually as the curtain descends.

What I claim, and desire to secure by Letters Patent, is—

The stop-lever *k*, notched to take the squared axle of the curtain-roller and operated by the cord *g*, as and for the purposes specified.

In witness whereof I have hereunto set my signature this 22d day of November, A. D. 1865.

E. M. JUDD.

Witnesses:

CHAS. H. SMITH,  
GEO. D. WALKER.