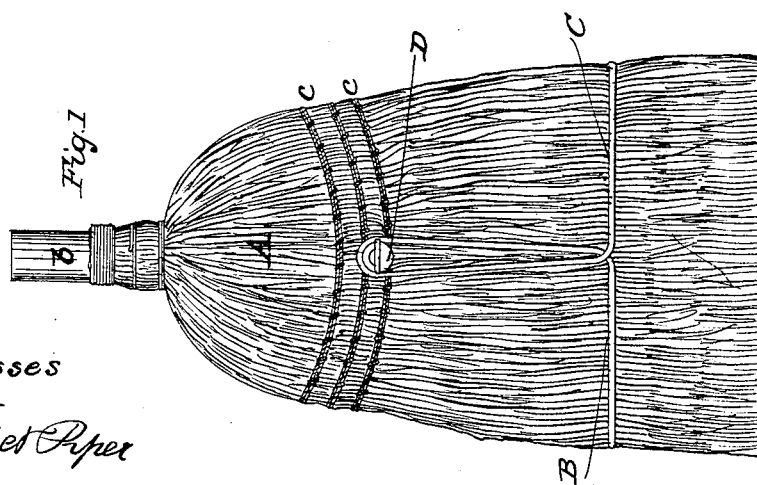
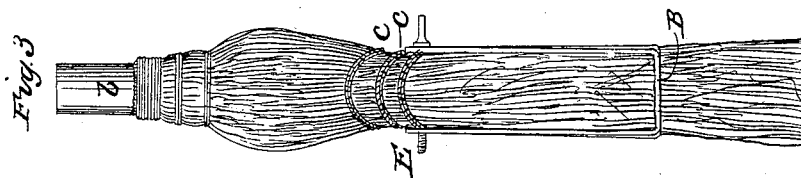
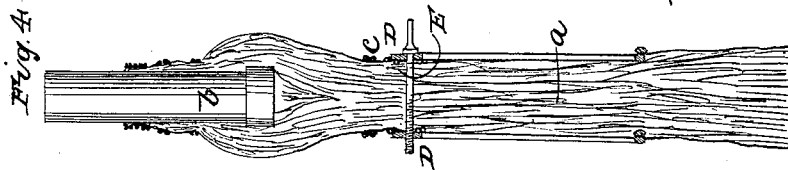
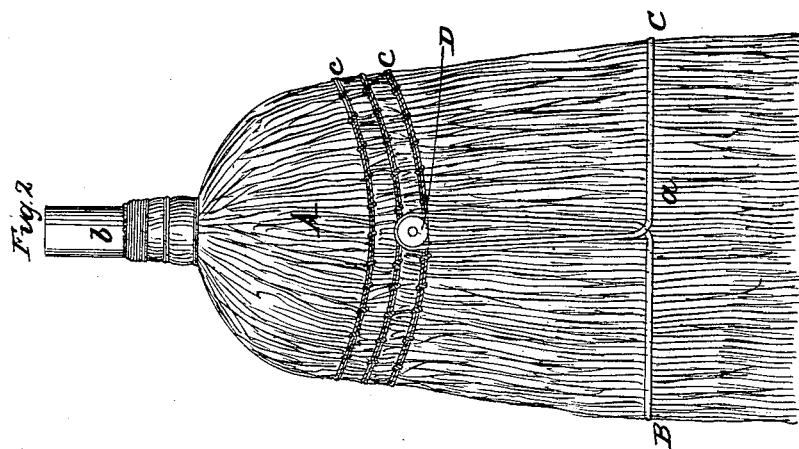


S. PARR.  
Broom Clasp.

No. 51,614.

Patented Dec. 19, 1865.



Witnesses  
J. L. Lister  
Laminel et Piper

Inventor  
Samuel Parr.  
Per J. H. Lundy, Atty.

# UNITED STATES PATENT OFFICE.

SAMUEL PARR, OF BOSTON, MASSACHUSETTS.

## BROOM-CLASP.

Specification forming part of Letters Patent No. 51,614, dated December 19, 1865.

### *To all whom it may concern:*

Be it known that I, SAMUEL PARR, of Boston, of the county of Suffolk and State of Massachusetts, have invented a new and useful Improvement in Brooms; and I do hereby declare the same to be fully described in the following specification and represented in the accompanying drawings, of which—

Figures 1 and 2 are side views, Fig. 3 an edge view, and Fig. 4 a longitudinal and transverse section, of a broom provided with my invention, which is a peculiar fixture or combination of springs or elastic clasps to be applied to a broom for the purpose of preventing its filaments from becoming spread apart too much while the broom may be in use. My invention not only performs the said function, but preserves the broom from much wear or injury to which it would be subject were it without such invention.

In the drawings, A denotes a common house-broom, having its sweeping portion *a* made of what is termed "broom-corn" or other suitable material. The handle of the said broom is exhibited at *b*, the ranges of binding lacing or cords being shown at *c c c*.

The device constituting my invention consists of two spring-clasps, B C, which go around the broom in opposite directions, in manner as

shown in the drawings, and are united to two buttons or round blocks of metal, D D, placed on opposite sides of the broom. A screw, E, goes through one of the said blocks and the broom and screws through the other block, the screw being introduced between two of the ranges of binding-cords. Each of the clasps embraces the broom at its edge and on its opposite sides and extends upward at or near its middle, in manner as represented. One clasp also crosses the other at the middle of the broom. These clasps, in consequence of their inherent elasticity, will hold the filaments of the broom together with a sufficient degree of firmness, and yet yield and allow them to spread a little while the broom may be in use, the object of the device being to prevent undue spreading of the filaments, in order that the dust may be thoroughly swept up by them.

I claim—

The said broom-contractor, as composed of the spring-clasps B C, formed, arranged, and connected in manner and so as to be applied to a broom substantially as and by means as hereinbefore specified.

SAMUEL PARR.

Witnesses:

R. H. EDDY,  
F. P. HALE, Jr.