

# H. Link.

## Shirt Stud.

N<sup>o</sup> 51733.

Patented Dec. 26. 1865

Fig. 1

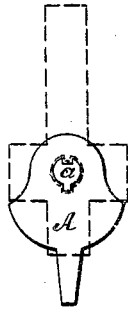


Fig. 2

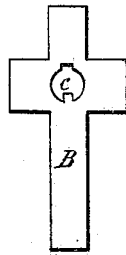


Fig. 3.

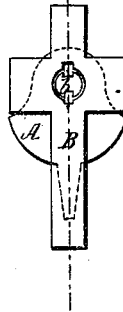


Fig. 4.

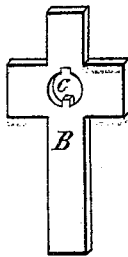
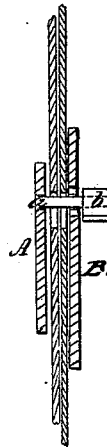


Fig. 5.



Fig. 6.



Witnesses.

*Wm. H. H. H. H.*  
*Wm. C. H. H.*

Inventor:

*Henry Link*  
*By Munn & Co.*  
*attys.*

# UNITED STATES PATENT OFFICE.

HENRY LINK, OF LITTLE FALLS, NEW YORK.

## SHIRT-FASTENER.

Specification forming part of Letters Patent No. 51,733, dated December 26, 1865.

*To all whom it may concern:*

Be it known that I, HENRY LINK, of Little Falls, in the county of Herkimer and State of New York, have invented a new and Ornamental Shirt-Stud or Breastpin; and I do hereby declare that the following is a full, clear, and exact description thereof, which will enable others skilled in the art to make and use the same, reference being had to the accompanying drawings, forming part of this specification, in which—

Figure 1 is a front view of the back plate of the device. Fig. 2 is a front elevation of the ornamental part. Fig. 3 is a view showing the two parts connected together. Fig. 4 is a perspective view of the front part or ornament. Fig. 5 is a similar view of the back plate, showing clearly the stud shank or pin attached. Fig. 6 is a section taken in the line *x x*, Fig. 3.

Similar letters of reference indicate like parts.

The object of my invention is not only to provide a securely-attached stud for fastening shirts, &c., but to combine with such fastening an ornament for both gentlemen's and ladies' wear.

My invention consists in making the article in two separate parts, which will, by reason of their shape, always keep in such position that they will not be disconnected from each other unless the wearer intentionally disconnects them, the same being useful and ornamental.

To enable others to understand my invention, I will proceed to describe it.

A represents the back plate of the device, and *a* the stud for connecting it with the front or ornamental part, B. This back plate can be made of any desired shape, so long as it is so made that it will by reason of the gravity of the lower part always remain in one position—that is, in an upright position. The stud *a* is secured to the back plate, A, as before stated, and it is of sufficient length to pass through the two thicknesses of material to be united, and on its end it carries a head, *b*, of peculiar shape. This head is so made that it can only be inserted through a hole, *c*, of corresponding shape in the part B by either

throwing up the plate A—that is, reversing its position—or by reversing the position of the ornament B, as shown in Fig. 1. This, as can be readily understood, precludes the liability of the two parts being detached from each other, inasmuch as each part A and B are made in such manner that a preponderance of weight shall be at the lower part, which at once compels them to remain in an upright position, and they cannot be disconnected unless the position of one of them be completely reversed or turned “upside down,” so to speak.

In the drawings I have shown a cross for the ornament, that being a fashionable ornament at the present time; but it can be easily understood that various styles of ornaments, made with one part heavier than the other parts, so that the ornament will always hang downward, may be used.

The device is to be inserted in this way: The part A, which is the concealed part, is placed beyond or within the inner flap of the garment in which the stud is to be used, and the stud thrust through a button-hole provided for it in the garment. The ornament is then reversed and placed upon the stud, so that it will swing on the shank of the stud, as shown in Fig. 6.

This will be found a very secure stud for shirt-bosoms or for ladies' collars, and will at the same time be found a new and attractive way of fastening an ornament to ladies' garments.

What I claim as new, and desire to secure by Letters Patent, is—

1. The manner herein described of fastening together shirt-bosoms or other garments, or of securing ornaments to persons—that is, when a device consisting of two parts, A B, are used, each part being so constructed that its lower portion is heavier than its upper, so as to cause it to remain in an upright or vertical position—substantially as described.

2. The combination of the back plate, A, and ornament B, substantially as described.

HENRY LINK.

Witnesses:

CHAS. G. BURROWS,  
JOHN UHLE.