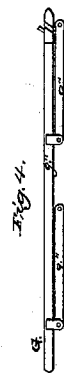
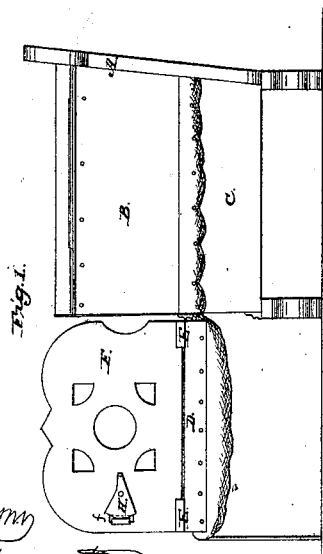
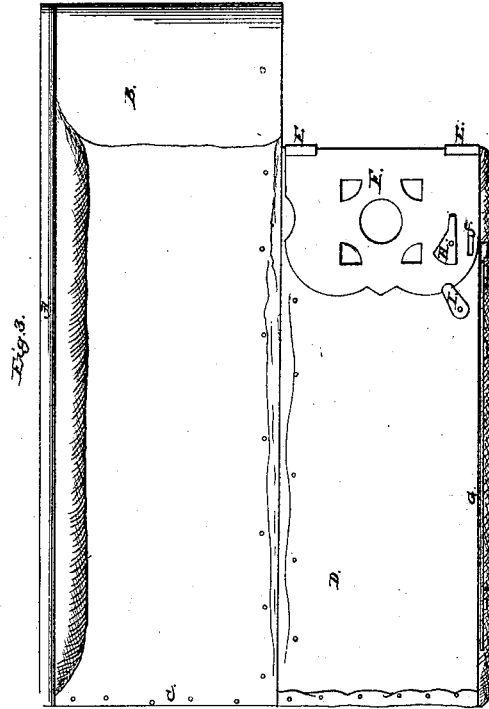
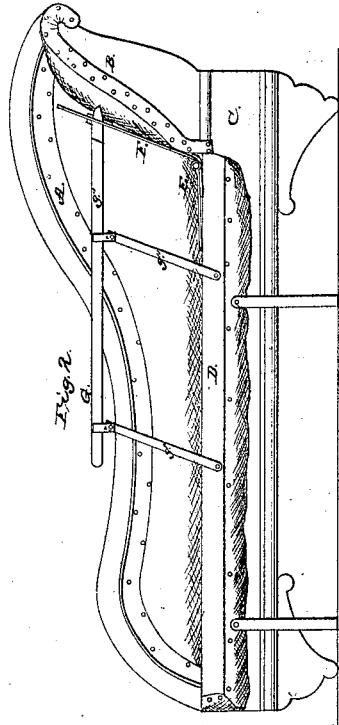


B. Cerf,

Sofa Bedstead,

N^o 51802.

Patented Jan. 2, 1866.



Attest:
M. Edym
W. B. Brington

Inventor:
B. Cerf
Wm. H. H. H.
Attorney

UNITED STATES PATENT OFFICE.

BENOIT CERF, OF NEW YORK, N. Y.

LOUNGE-BEDSTEAD.

Specification forming part of Letters Patent No. 51,802, dated January 2, 1866.

To all whom it may concern:

Be it known that I, BENOIT CERF, of the city, county, and State of New York, have invented a new and useful Improvement in Lounges and Similar Articles; and I do hereby declare that the following is a full, clear, and exact description thereof, which will enable others skilled in the art to make and use the same, reference being had to the accompanying drawings, forming part of this specification, in which—

Figure 1 is an end view of a lounge with my improvements attached. Fig. 2 is a side or front view of the same. Fig. 3 is a top view of the same, the improvements being folded down. Fig. 4 is a detail view of the side frame, showing the manner in which it folds down.

Similar letters of reference indicate like parts.

This invention is designed to increase the usefulness and convenience of lounges, bureau-bedsteads, &c., which are made so as to unfold and allow a bed to be arranged thereon; and it consists in combining, with a lounge, bureau-bedstead, &c., a head-board and side frame, as hereinafter more fully described.

A is the back of the lounge. B is the arm or head part, and C is the frame or foundation, of the lounge. D is the bottom of the lounge, which is opened up or unfolded when it is desired to arrange a bed upon said lounge. E are the hinges, by means of which the head-board F is attached to the bottom D of the lounge. Said hinges are made with a projecting shoulder, as shown in Figs. 1, 2, and 3, which assists in supporting the head-board F, when raised. The head-board F, when raised, stands in the position represented in Fig. 2, or nearly parallel to the inclination of the arm B of the lounge. The head-board F is further supported by the horizontal bar *g'* of the side frame, G, in the manner hereinafter described. The upright bars *g''* of the frame G are pivoted at their lower ends to the side of the bottom D, as shown in Fig. 2, and their upper

ends are pivoted to the horizontal bar *g'*, or to short arms descending from said bar in such a way that the ends of said bars, by coming in contact with said horizontal bar, may prevent it from moving too far toward the head of the lounge, and thus resists the tendency of the head-board F to draw the frame G in that direction. The end of the bar *g'*, that comes in contact with the head-board F, is made heavier, and is slotted, as shown in Figs. 3 and 4, said slot running in the direction it is designed the head-board F should have with reference to said bar *g'*. The slot *f* in the head-board F is made large enough to admit the enlarged end of the bar *g'*, which bar is then forced to one side by the cam-shaped button or catch H, so that the edge of the slot *f* enters the slot in the side of the bar and holds the bar and head-board firmly connected until they are released by turning the button H.

When it is desired to close the lounge the frame G is folded down into the position shown in Figs. 3 and 4, and the head-board F is shut down into the position shown in Fig. 3, where it is held by the button I, and the lounge may then be closed, as if no such improvement had been attached.

Having thus described my invention, I claim as new and desire to secure by Letters Patent—

1. A head-board, F, combined with and attached to a lounge, bureau-bedstead, or similar article, substantially in the manner described, and for the purpose set forth.

2. The frame G, constructed and applied substantially as described, in combination with a lounge, bureau-bedstead, or similar article, substantially as and for the purpose set forth.

The above specification of my invention signed by me this 16th day of November, 1865.

BENOIT CERF.

Witnesses:

M. M. LIVINGSTON,
C. L. TOPLIFF.