

E. Davidson.
Anchor Tripper.
No. 52,143. *Patented Jan. 23, 1866.*

Fig. 1.

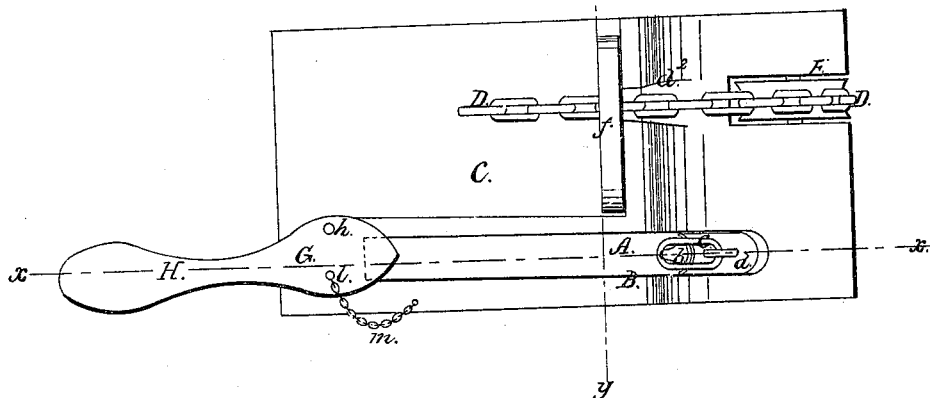


Fig. 2.

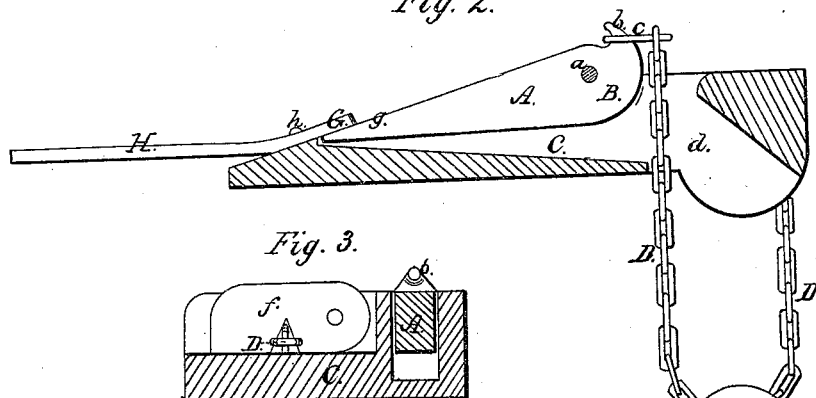
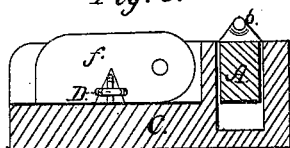


Fig. 3.



Witnesses,

Wm. Dean Overell
J. R. D. Forrester

Inventor,

E. Davidson
Munn & Co
Attys.

UNITED STATES PATENT OFFICE.

EDWARD DAVIDSON, OF PROVIDENCE, RHODE ISLAND.

ANCHOR-TRIPPER.

Specification forming part of Letters Patent No. **52,143**, dated January 23, 1866.

To all whom it may concern:

Be it known that I, EDWARD DAVIDSON, of Providence, in the county of Providence and State of Rhode Island, have invented a new and Improved Anchor-Tripper; and I do hereby declare that the following is a full, clear, and exact description thereof, which will enable others skilled in the art to make and use the same, reference being had to the accompanying drawings, forming part of this specification.

Oftentimes in sailing-vessels of all descriptions their anchor or anchors are suspended from the cat-heads by a chain of sufficient strength passed through the ring of the anchor, which chain at each end is hung or secured to some suitable or convenient part of the vessel therefor, so that when desired to heave or "let go" the anchor, by releasing one end of the chain by which it is suspended the anchor is thrown onto its cable-chain, which is paid out in any proper manner to allow the anchor to reach the depth desired or requisite.

To facilitate and enable this heaving of a ship's anchor from the cat-head to be readily accomplished is the principal object of the present invention, and is satisfactorily secured thereby, it consisting in a novel arrangement of a hook-lever hung in the proper position upon the cat-head, upon the hook end of which one end of the chain by which the anchor is suspended from the cat-head is hung, while the other, passing over a suitable pulley of the cat-head to the deck of the vessel, is drawn or hauled in by any proper means, thereby raising the anchor, which, when at the desired height, is there held by the use of any suitable chain-stopper for holding the chain. By hanging one end of the chain to the hook-lever, as described, when desired to heave or let go the anchor it is only necessary to release the fastening device which holds such hook-lever in place, when, by the weight of the anchor itself, the hook-lever is turned sufficiently to allow the chain to become disengaged from the hook, thus instantly throwing the anchor onto its cable-chain.

In the accompanying plate of drawings my

improvements are illustrated, Figure 1 being a plan or top view of the anchor-tripping device, showing its arrangement; Fig. 2, a section taken in the plane of the line *x x*, Fig. 1; Fig. 3, a transverse section taken in the plane of the line *y y*, Fig. 1.

Similar letters of reference indicate like parts.

A in the drawings represents a hook-lever, hung at or near its hook end B on a fulcrum, *a*, of a flat plate, C, which plate is to be secured to and upon the outer end of the cat-head of the vessel. On the hook *b* of this lever A one end, *c*, of the chain D, by which the anchor of a vessel is to be suspended from the cat-head, is hung, it passing down through the opening *d* in the said plate C and the ring of the anchor, (see Fig. 2,) and thence up and over and around the pulley F of the plate C to the deck of the vessel, passing through the guide or groove *d*² of the plate, where a stopper or plate, *f*, is hung, by swinging which down upon the chain it holds the chain with sufficient tightness to prevent its being drawn through the same by the weight of the anchor.

At or near the outer end of the longer arm *g* of the hook-lever A, and upon the plate C, a button, G, is hung upon an eccentric-pin, *h*, which button has a handle-lever, H, for convenience in turning the same. By turning this button G to the right or left it is either brought over or swung away from the outer end of the long arm of the lever A, the button when over the said end of the lever A firmly holding it down, a fastening-pin, *b*, hung to a safety-chain, *m*, being used for the button when over the lever A.

When desired to let go or heave the anchor, it being suspended to the cat-head, as explained, unfasten the pin *b* and turn the button in the proper direction to swing it out of the plane of the lever A, when the weight of the anchor upon the opposite end of the lever will cause it to turn, thus allowing the chain D to release itself from its hook, consequently throwing the anchor onto its cable-chain, by which it is lowered to the requisite depth.

In connection with the above device for heaving or letting go an anchor from the cat-head, I also use a peculiarly-constructed chain-hook, which is described in another application for Letters Patent made by me.

I claim as new and desire to secure by Letters Patent—

The lever or arm A, having a hook-shaped

end, *b*, in combination with the button G, arranged together and operating as and for the purpose specified.

EDWARD DAVIDSON.

Witnesses:

JOHN D. THURSTON,
JOHN TOYE.