

A. D. Drew,

Shoe Upper,

Nº 52,274,

Patented Jan. 30, 1866.

Fig 1.

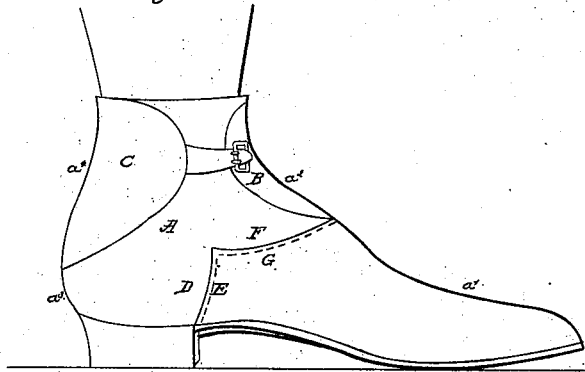


Fig 2.

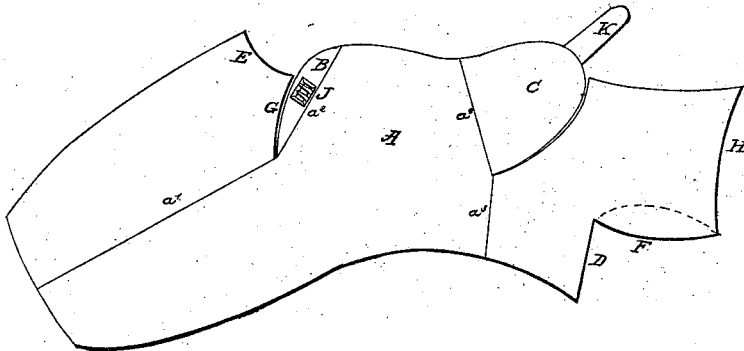
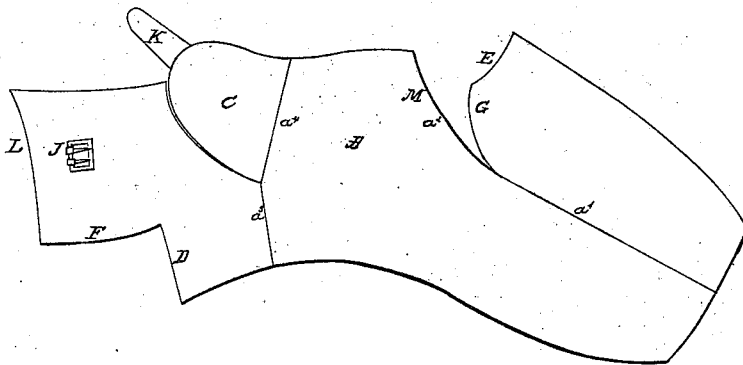


Fig 3.



Witnesses:

Wm. E. Lym
Wm. Chubb

Inventor,

A. D. Drew
Attorney

UNITED STATES PATENT OFFICE.

A. D. DREW, OF DIXON, ILLINOIS.

IMPROVEMENT IN CUTTING GAITER-BOOTS.

Specification forming part of Letters Patent No. 52,274, dated January 30, 1866.

To all whom it may concern:

Be it known that I, A. D. DREW, of Dixon, in the county of Lee and State of Illinois, have invented a new and useful Improvement in Cutting Gaiters; and I do hereby declare that the following is a full, clear, and exact description thereof, which will enable others skilled in the art to make and use the same, reference being had to the accompanying drawings, forming part of this specification, in which—

Figure 1 is a side view of a gaiter, illustrating my improvement. Fig. 2 is a plan view of a gaiter-upper cut according to my improvement. Fig. 3 is a modification of my improvement, in which the front of the gaiter is designed to be closed to the top.

Similar letters of reference indicate like parts.

My invention has for its object to furnish a mode of cutting out the uppers for gaiters by which the labor and consequent cost of making up shall be diminished; and it consists in cutting the gaiter-upper in one piece, as hereinafter more fully described.

A represents the upper of a gaiter, and is cut out in once piece. The line a' a^2 represents the central front line of the gaiter, and the line a^3 a^4 represents the central rear line. In the case represented in Fig. 2 the upper part of the gaiter is left open both in front and rear, for convenience in putting it on, the front opening being covered by the lip B, and the rear opening by the lip C.

In making and closing the gaiter the edges D and E are sewed together, and also the edges F and G, which are all the seams necessary to be closed in making the upper. The edge H corresponds with the line a^2 , and forms the front opening covered by the lip B, and the edge I corresponds with the line a^4 , and forms the rear opening covered by the lip C. The upper parts of the gaiter are held together and the gaiter confined around the ankle by means of the buckle J, attached to the lip B, and the strap K, attached to the lip C. In the gaiter, the upper of which is represented in Fig. 3, the front opening is closed up and the lip B omitted. In this case the edges D and E are sewed together, the edges F and G, and the edges L and M. In this case the gaiter is confined around the ankle by means of the strap K, attached to the lip C, and the buckle J, attached to the side of the gaiter, in the position shown.

I claim as new and desire to secure by Letters Patent—

Cutting the gaiter-upper in one piece with lips (one or more) for covering the openings left for convenience in putting on the gaiter, substantially as described and for the purpose set forth.

A. D. DREW.

Witnesses:

WM. W. D. WOLF,
A. C. STEDMAN.