

A. BURBANK.

Flour Bolt and Bran Duster.

No. 53,268.

Patented March 20, 1866.

Fig. 2

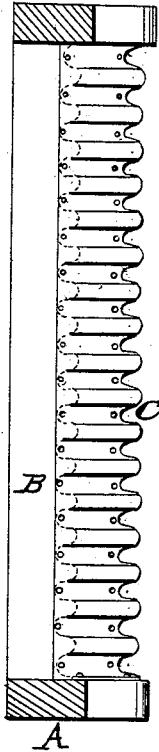


Fig. 1


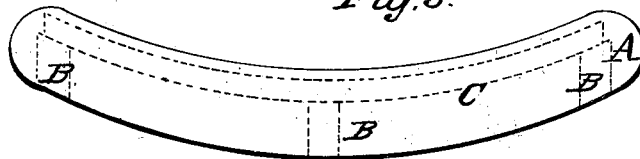


Fig. 3.



Witnesses
M. A. Leary Jr.
Theo. Fusch

Inventor
A. Burbank
By Munn & Co
Attys

UNITED STATES PATENT OFFICE.

ABNER BURBANK, OF ROCHESTER, NEW YORK.

IMPROVEMENT IN FLOUR-BOLTS AND BRAN-DUSTERS.

Specification forming part of Letters Patent No. 53,268, dated March 20, 1866.

To all whom it may concern:

Be it known that I, ABNER BURBANK, of Rochester, in the county of Monroe and State of New York, have invented a new and useful Improvement in Flour-Bolts and Bran-Dusters; and I do hereby declare that the following is a full, clear, and exact description thereof, which will enable those skilled in the art to make and use the same, reference being had to the accompanying drawings, forming part of this specification, in which—

Figure 1 represents a portion of a flour-bolt constructed according to my invention. Fig. 2 is a section taken on the line *x* of Fig. 1. Fig. 3 is an end or side view of that portion of the bolt seen in Fig. 1.

Similar letters of reference indicate corresponding parts.

This invention consists in corrugating the wire-cloth which forms the sifting-surface of flour-bolts and bran-dusters.

A designates a part of the frame to which the wire-cloth is attached in forming a bolt. B are ribs which form part of the frame, and they serve also as supports for the fabric or cloth. C is the wire-cloth which forms the sifting-surface. The wire-cloth of bolts and of bran-dusters has hitherto been laid smooth upon the ribs of the frames.

My improvement consists in corrugating the wire-cloth or in attaching it to the said frames in a corrugated form, thereby increasing the operating-surfaces of these machines without enlarging the dimensions of the frames.

By corrugating the wire-cloth I strengthen it and also assist or add to the strength of the frames. This construction also enables the miller to dispense with some of the supporting-ribs, and thereby add still more to the operating-surface of the said machines.

In attaching the corrugated cloth to the ribs the cloth comes in contact with them only at the bottoms of the corrugations, and free unobstructed spaces are left between the ribs and the raised-up portions of the cloth, thereby also adding to the operating-surface of the machine.

I make no claim to any particular form or manner in which flour-bolts or bran-dusters are constructed, except in the particulars hereinbefore set forth; and my invention is applicable to these machines, whatever may be their style of construction or mode of operation in other respects.

I am aware that corrugated screens have before been used for various purposes. This, therefore, I do not claim; but

I claim as new and desire to secure by Letters Patent—

As an improved article of manufacture, a bolting-cylinder the reticulated covering of which is formed with corrugations or ribs extending latitudinally around it, as and for the purposes herein specified.

ABNER BURBANK.

Witnesses:

GEORGE THOMPSON,
JOHN McTAGGART.