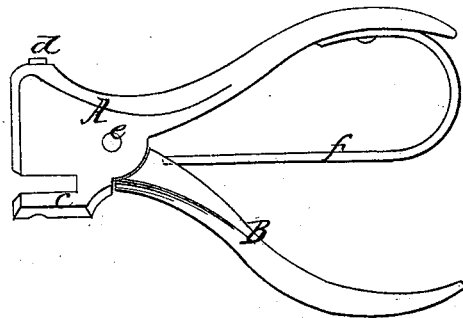
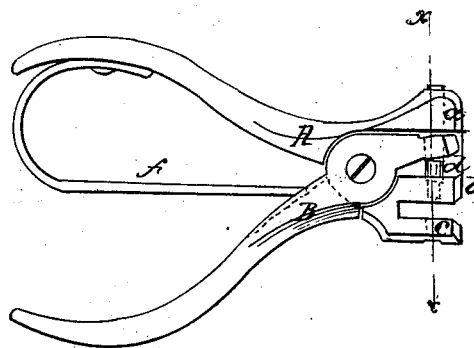


*A. L. Eckert,*  
*Hand Punch,*  
*N<sup>o</sup> 53,282. Patented Mar. 20, 1866*

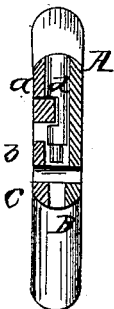
*Fig. 3.*



*Fig. 1*



*Fig. 2.*



Witnesses:

*J. M. Blomington*  
*Wm. Brown*

Inventor:

*A. L. Eckert*  
*Per* *Murray & Attys*

# UNITED STATES PATENT OFFICE.

ANDREW L. ECKERT, OF NEWARK, NEW JERSEY.

## IMPROVED HAND-PUNCH.

Specification forming part of Letters Patent No. 53,282, dated March 20, 1866.

### *To all whom it may concern:*

Be it known that I, A. L. ECKERT, of Newark, in the county of Essex and State of New Jersey, have invented a new and Improved Hand-Punch; and I do hereby declare that the following is a full, clear, and exact description thereof, which will enable others skilled in the art to make and use the same, reference being had to the accompanying drawings, forming part of this specification, in which—

Figure 1 represents a front elevation of this invention. Fig. 2 is a transverse section of the same, the line *x x*, Fig. 1, indicating the plane of section. Fig. 3 is a rear elevation of the same.

Similar letters of reference indicate like parts.

This invention consists of a hand-punch one jaw of which is provided with three prongs, two of which form a double guard for the punch, whereas the third forms the die to receive the punch when the same is pressed down by the action of the other jaw, which is pivoted to the first jaw and which forms a simple spring-lever, catching in a suitable recess in the shank of the punch and serving to depress said punch when it is to be used, the motion of the secondary jaw or spring-lever being limited by the two guide-prongs of the main jaw, so that it is impossible to overstrain the spring which acts on such lever or to depress the punch any farther than necessary to do its work.

A represents the main jaw of my punch, which is provided with three prongs, *a b c*, as shown.

The prongs *a b* are perforated to receive the shank of the punch *d*, and said prongs may be connected at the back, as shown in Figs. 2 and 3 of the drawings, or they might be left disconnected at their ends, in order to make the punch as light as possible.

The prong *C* is detached from the prongs *a b*, and it forms the socket or die to receive the head of the punch. Said punch is depressed by the action of the secondary jaw *B*, which is pivoted to the main jaw by a screw, *e*, and which in reality forms a lever, the short end of which is made to catch in a groove or recess in the shank of the punch, whereas its long end forms a handle to correspond to the handle formed by the main jaw *A*. A spring, *f*, which is riveted to the handle of the main jaw and which presses on the handle of the secondary jaw, has a tendency to raise the punch from its socket or die whenever the handles are released.

By compressing the handles the punch is depressed, and any article placed between the prongs *b c* of the main jaw is perforated. During this operation the punch is securely guided by the prongs *a b*, and it is not liable to be forced out of its proper direction. The short end of the secondary jaw works between the prongs *a b*, and its motion is thereby limited, so that the spring cannot be overstrained.

This punch is very convenient for conductors of railroad-cars or for shoe-makers, and it can also be used with advantage for perforating thin plates or sheets of metal. It is obvious that punches of any desired shape can be inserted in it.

What I claim as new, and desire to secure by Letters Patent, is—

A hand-punch the main jaw of which forms three prongs, *a b c*, to operate in combination with the punch *d* and with the secondary jaw or spring-lever *B*, substantially as and for the purpose described.

ANDREW L. ECKERT.

Witnesses:

W. HAUFF,  
WM. DEAN OVERELL.