

*I. Nathan.*  
*Skirt Elevator.*

*No 53324*

*Patented Mar. 20, 1866.*

Fig. 1.



Fig. 2.

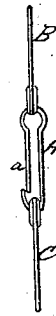


Fig. 3.


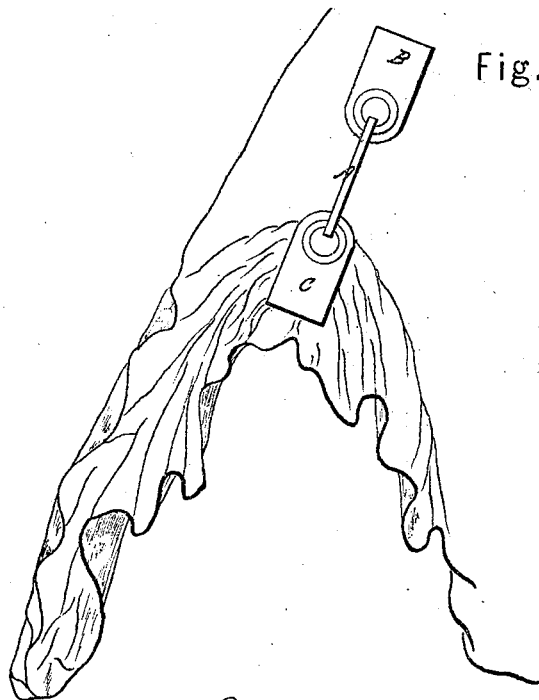


Fig. 4.



Inventor.

*Isaac Nathan*  
*John E. Earle*

Witnesses.

*John H. Murray*  
*Lucien W. Sperry*

# UNITED STATES PATENT OFFICE.

ISAAC NATHAN, OF NEW HAVEN, CONNECTICUT.

## IMPROVEMENT IN DRESS-ELEVATORS.

Specification forming part of Letters Patent No. 53,324, dated March 20, 1866.

*To all whom it may concern:*

Be it known that I, ISAAC NATHAN, of New Haven, in the county of New Haven and State of Connecticut, have invented a new and useful Improvement in Skirt-Elevators; and I do hereby declare the following, when taken in connection with the accompanying drawings and the letters of reference marked thereon, to be a full, clear, and exact description of the same, and which said drawings constitute part of this specification, and represent, in—

Figure 1, a front view; Fig. 2, an edge view; Fig. 3, its application to the skirt; and in Fig. 4 a skirt-elevator.

My invention is designed for the purpose of hooking or looping up ladies' dresses; and it consists in the combination of a hook attached, by an eyelet or an equivalent therefor, to one piece of fabric, and a second piece of fabric provided with an eye, so that they may be attached the one near the bottom of the skirt, the other a little distance up, so that the two may be hooked together, and thus hold up the dress.

To enable others to construct and use my improvement, I will proceed to describe the same as illustrated in the accompanying drawings.

A is the hook, formed from flat or round wire, bent into the form seen in Fig. 2, so as to form a lock-hook, the tongue or spring *a* forming the lock.

B is a piece of fabric, (tape I prefer,) in the

end of which is placed a common eyelet, or any equivalent therefor, to give a metallic support. Into the eye of this piece of fabric I place the hook, as seen in Figs. 1 and 2.

C is a similar piece of fabric, provided with a similarly-constructed eye, the piece C to be attached near the bottom of the dress, as seen in Fig. 3, the other piece, B, attached to the dress the proper distance above, as also seen in Fig. 3. These are to be attached at intervals around the inside of the skirt at as many points as it may be desirable to loop up or elevate the skirt.

When it is desired to loop up the skirt, raise the lower edge and hook the lower eye, C, onto the hook A, as seen in Fig. 4. The tongue or spring *a* of the hook prevents the accidental unhooking, it being necessary to press down the tongue, as seen in red, Fig. 2, before the eye C can be detached.

I do not broadly claim a spring-hook; but What I do claim as new and useful, and desire to secure by Letters Patent, is—

The combination of the hook A and pieces of fabric B and C, when constructed so as to be attached to the skirt, as and for the purpose specified.

ISAAC NATHAN.

Witnesses:

JOHN E. EARLE,  
LUCIEN W. SPERRY.