

M. Ames.
Inkstand.

Nº 53,390. Patented Mar 27, 1866.

Fig: 1.

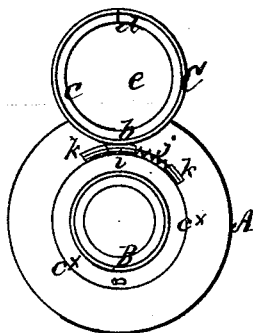


Fig: 2.

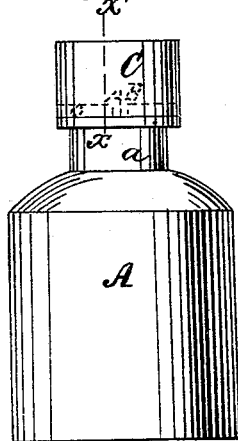
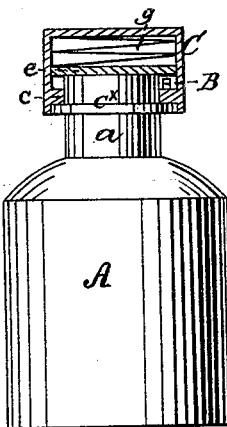


Fig: 3.



Witnesses

Jm C. Lyon

J. B. Harrington

Inventor.

Martin Ames

Munn & Co.

Attorneys

UNITED STATES PATENT OFFICE.

MARTIN AMES, OF NEW IPSWICH, NEW HAMPSHIRE.

STOPPER FOR INK-BOTTLES.

Specification forming part of Letters Patent No. 53,390, dated March 27, 1866.

To all whom it may concern:

Be it known that I, MARTIN AMES, of New Ipswich, in the county of Hillsborough and State of New Hampshire, have invented a new and Improved Stopper or Cap for Ink-Bottles or Inkstands; and I do hereby declare that the following is a full, clear, and exact description thereof, which will enable those skilled in the art to make and use the same, reference being had to the accompanying drawings, forming part of this specification, in which—

Figure 1 is a plan or top view of my invention in an open state; Fig. 2, a side view of the same in a closed state; Fig. 3, a vertical section of the stopper or cap, taken in the line *x x*, Fig. 2.

Similar letters of reference indicate like parts.

This invention relates to a new and useful improvement in stoppers or caps for portable or pocket ink-bottles or inkstands; and it consists in a novel catch or fastening, whereby the stopper or cap cannot be casually unfastened, however carelessly it may be carried in the pocket.

A represents an ink-bottle, which may be constructed of glass or any other suitable material, and has its neck inclosed by a collar, *a*, of metal, with an upright fixed catch, *B*, secured within it.

C represents a lid or cap, which is secured to the collar *a* by a hinge, *b*. This lid or cap is rather greater in diameter than the collar *a*, and it is provided internally at its lower end with a flange, *c*, in which an opening, *d*, is made to receive the catch *B* when the lid or cap *C* is closed or shut down.

The flange *c*, when the lid or cap *C* is closed or shut down, rests upon a shoulder, *e*^{*}, on the collar *a*, and upon the top of the neck of the bottle the stopper *e* is pressed by a spring, *g*, within the lid or cap, the stopper *e* being a circular plate fitted within the lid or cap. This

stopper, with its spring, is an old device and in common use, and therefore does not require a minute description.

The hinge of the lid or cap *C* has its pintle considerably longer than the eye *i*, which is fitted upon it, and on the pintle there is fitted a spiral spring, *j*, which has a tendency to keep the eye *i* in contact with one of the bearings *k* of the hinge. (See Fig. 1.) This spring arrangement of the hinge *b* admits of a lateral movement or adjustment of the lid or cap, so that the catch *B* may enter the opening *d* and catch over the edge of the flange *c* when the lid or cap is closed or shut down, and also admits of the lid or cap being turned, so that the edge of the flange may clear the catch *B*, to admit of the lid or cap being thrown open under the action of spring *g*.

By this arrangement the lid or cap is provided with a very reliable fastening, one which cannot become casually disengaged or unfastened, and which will admit of the lid or cap being readily unfastened or opened whenever required.

I do not claim the pressure-plate or stopper *e*, for that is an old and well-known device; but

I do claim as new and desire to secure by Letters Patent—

The fixed catch *B*, connected with the collar *a*, in combination with the lid or cap *C*, provided with an internal flange, *c*, having a hole, *d*, in it, or any other equivalent means for the catch *B* to engage with, and also provided with a pressure-stopper, *e*, said lid or cap being connected with the collar *a* by a hinge, *b*, arranged with a spring, *j*, to admit of a lateral movement or adjustment of the lid or cap, substantially as and for the purpose set forth.

MARTIN AMES.

Witnesses:

M. M. LIVINGSTON,
C. L. TOPLIFF.