

TYLER & TATTERSHALL.

Hand Seeder.

No. 53,752.

Patented Apr. 3, 1866.

Fig. 1.

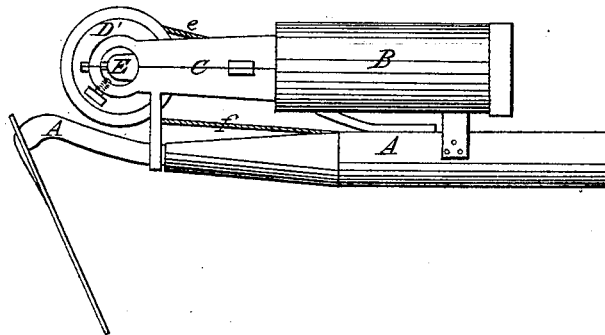


Fig. 2.

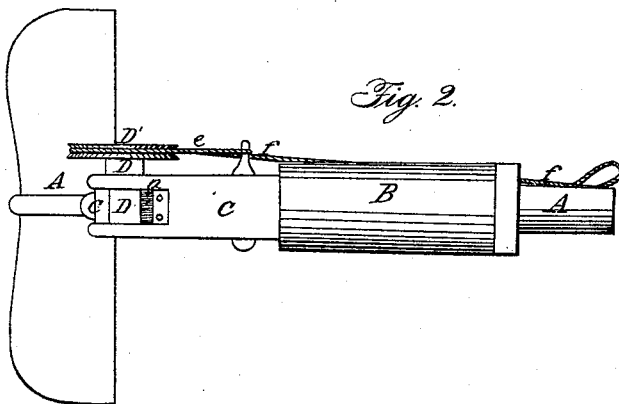


Fig. 3.

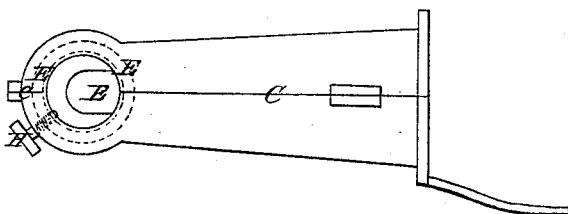


Fig. 4.

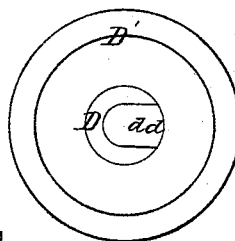
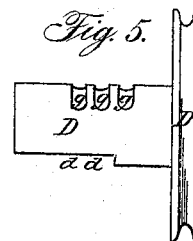


Fig. 5.



Witnesses:

E. A. Beach

Chas. D. Tattershall

Inventor:

Salmon E. Tyler

Richard Tattershall

UNITED STATES PATENT OFFICE.

SALMON E. TYLER AND RICHARD TATTERSHALL, OF BELOIT, WIS., ASSIGN-
ORS TO THEMSELVES AND JACKSON SIMONS, OF ANOKA, MINN.

IMPROVEMENT IN HAND CORN-PLANTERS.

Specification forming part of Letters Patent No. 53,752, dated April 3, 1866; antedated February 17, 1866.

To all whom it may concern:

Be it known that we, SALMON E. TYLER and RICHARD TATTERSHALL, of the city of Beloit, county of Rock, and State of Wisconsin, have invented certain new and useful Improvements in Hand Corn-Droppers; and we do hereby declare that the following is a full, clear, and exact description thereof, which will enable any one skilled in the art to make and use the same, reference being had to the accompanying drawings, and to the letters of reference marked thereon, forming a part of this specification, in which—

Figure 1 is a perspective view of the machine complete. Fig. 2 is a top view of the same. Fig. 3 is a side sectional view of the tube C C, reciprocating head E, and set-screw H, the dotted lines *eee* showing a groove in which the reciprocating head E rotates. Fig. 4 is an end sectional view of the cylindrical grooved pulley D and the adjustable recessed chamber *d d*, and Fig. 5 is a side sectional view of the cylindrical grooved pulley D, recessed adjustable chamber *d d*, and grooves *jjj*.

Similar letters of reference indicate like parts.

A A is the hoe and handle. B is a tin hopper. C C is the tube. D D is the cylinder and grooved pulley. E is the reciprocating rotating head to the cylinder D. The set-screw H is for the purpose of holding the cylinder D in the required position, the inner end of which screw works loosely in the said grooves *jjj*, as shown at Fig. 5, correctly determining the desired number of kernels of corn to be admitted into the recessed adjustable chamber *d d* for distribution.

E is the reciprocating head to the said recessed adjustable chamber *d d* in the cylinder D. The brush *a* is for the purpose of separating the corn in the tube C C from that in the said recessed adjustable chamber *d d*, acting as a cut-off, so as to prevent more than the required number of kernels being discharged.

C is a rubber or other suitable spring, attached to the upper side of the grooved pulley D, for holding the cylinder D in the required position, permitting it to rotate so as to distribute the corn when the cord or wire *ff* is actuated by the operator in planting. The cord or wire *ff* is attached to the opposite side of the said grooved pulley D, and when drawn upward by the hand of the operator, and at the same time turning the hoe

over, causes the cylinder D to rotate and discharge the corn from the side opening of the said adjustable recessed chamber *d d*.

The machine may be used and constructed so as to discharge the seed underneath the tube C at the outer end, or on either side of the hoe-handle and in front of the blade.

The operation and construction of this style of hand corn-planter will be clearly comprehended from the foregoing specification and drawings.

The planting apparatus may be attached to any hoe and removed when the planting season is over. It is very light, cheap, and in every way practicable. The hopper and tube will hold as much corn as convenient to carry in that manner, and may be replenished from a small sack or pouch slung over the shoulder of the workman, holding a convenient quantity.

By the use of the ordinary field self-covering corn-planters it is impossible to tell whether the ground is planted or not. Many acres are gone over without depositing any seed, because of disarrangement of the usually complicated machinery. The corn cannot be seen in passing out of the planting-tubes, hence the operator is unable to determine what portion of his land is or is not planted after going over it in the most careful manner. Many acres have to be replanted, causing expense and delay, with perhaps no better success than before. The crop is lost thereby. The seed is also so loosely covered that squirrels (gophers) can very easily pick it out of the ground. By the use of this invention all these evils are obviated. It is also peculiarly adapted for use in rough ground, where the ordinary planters could not be used or operated. It also will save the time and wages of one hand to every two machines used.

What we claim as new, and desire to secure by Letters Patent, is—

The reciprocating head E, rotating in the grooves *eee*, the adjustable recessed cylinder D, and graduating-grooves *jjj*, in connection with the set-screw H, when constructed substantially as herein set forth and described.

SALMON E. TYLER.
RICHARD TATTERSHALL.

Witnesses:

E. A. BEACH,
CHAS. O. TATTERSHALL.