

G. M. RAMSAY.

Fruit Jar.

No. 54,015.

Patented April 17, 1866.

FIG. 1.

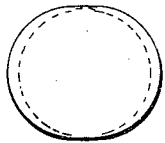


FIG. 5.

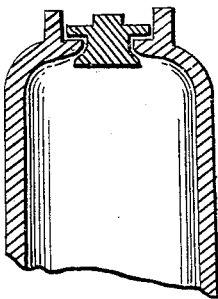


FIG. 2.

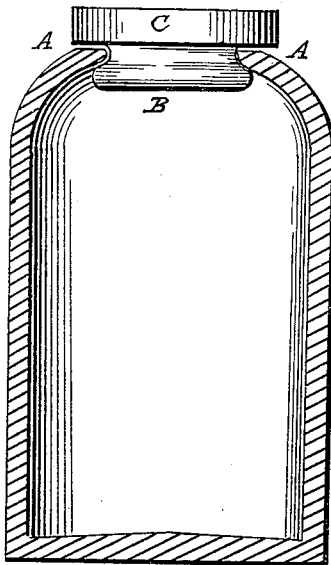


FIG. 7.

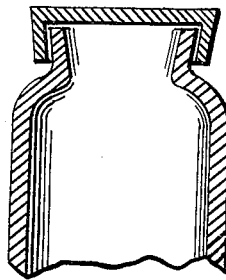


FIG. 4.

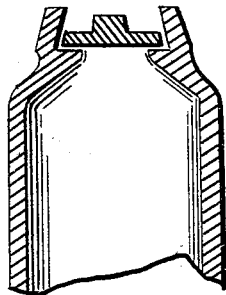


FIG. 6.

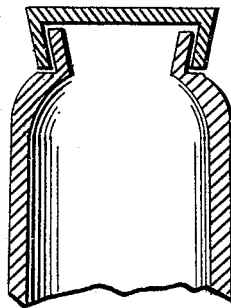
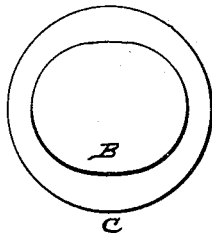


FIG. 3.



WITNESSES:

William Peter
J. C. Campbell

INVENTOR.

Geo. M. Ramsay

UNITED STATES PATENT OFFICE.

GEORGE M. RAMSEY, OF NEW YORK, N. Y.

IMPROVED METHOD OF CONSTRUCTING FRUIT-JARS.

Specification forming part of Letters Patent No. 54,015, dated April 17, 1866.

To all whom it may concern:

Be it known that I, GEO. M. RAMSEY, of the city, county, and State of New York, have invented a new and Improved Air-Tight or Air-Excluding Jar, of which the following is a specification.

To enable others to make and use my improved jar, I will proceed to clearly and fully describe its construction.

Figure 1 is a top view of the mouth of the jar, representing an oval mouth. Fig. 2 is a vertical section taken through the center, representing the neck gradually contracted and smallest at the mouth or brim A. Fig. 3 is the lid of the jar as seen on its under surface.

The neck B of the lid (see Fig. 2) is made oval in shape, and is made of equal size and shape of the mouth of the jar at its smallest measurement, so as to enter the mouth of the jar easily. The cap *c* of the lid (see Fig. 2) may be made a true circle. The edge B of the lid may be formed so as to conform to the inner side of the mouth or neck of the jar.

The jar and lid being constructed thus, it is evident that if the neck of the lid is inserted into the mouth of the jar the cap *c* will rest on the brim A, and by twisting or turning the lid in either direction, so as to bring the long diameter of the lid toward the short diameter of the mouth of the jar, that the lid will lock within the mouth or neck of the jar, and that the inclination of the inner surface of the neck of the jar will cause the cap of the lid to be pressed down upon the brim of the jar with a degree of force equal to or in proportion as the long diameter of the lid is forced or twisted toward the short diam-

eter of the mouth of the jar, and thus make an air-tight joint between the brim A of the jar and the cap *c* of the lid.

It may be found necessary in some cases to interpose a strip of packing between the neck of the lid and the edge of the jar, to provide for expansion and contraction.

When the connecting-surfaces of A and *c* are not made true by grinding or otherwise, it will be necessary to interpose a strip of packing between the same.

The oval-mouth principle may be modified and made available by expanding the mouth (see Fig. 6) and making a shoulder on the outer side. The lid would then require a rim as deep as the neck of the jar is long, and the inner side of the rim would require to be molded or turned out, so as to conform somewhat to the outer surface of the neck of the jar; or the shoulder may be dispensed with in the expanded mouth by making the brim of the jar and the inner and under surface of the lid to come in contact. (See Fig. 7.) Again, the lid may be made to go entirely within the neck of the jar. (See vertical sections, Figs. 4 and 5.)

What I claim, and desire to secure by Letters Patent of the United States, is—

The oval or elliptic mouth and oval or elliptic lid, substantially in the manner and for the purpose herein described, and shown in Figs. 1 to 7, inclusive, together with the letters of reference marked thereon.

GEO. M. RAMSEY.

Witnesses:

WILLIAM PETERS,
T. C. CAMPBELL.