

A. Case.
Stereotype Block.

N^o 54110.

Patented Apr. 24. 1866.

Fig. 1.

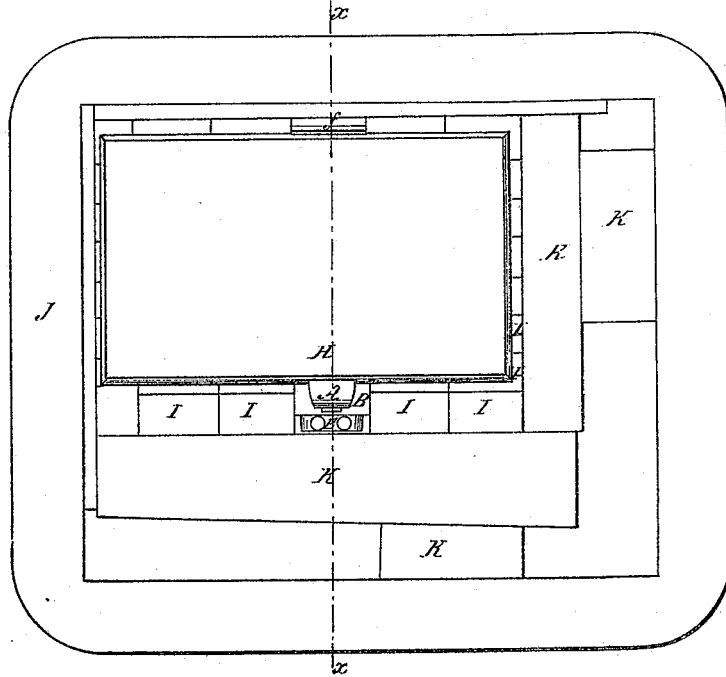


Fig. 2.

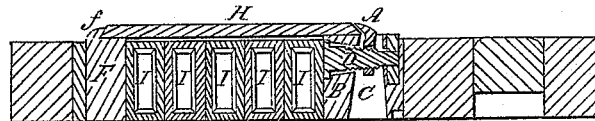
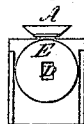


Fig. 3.



UNITED STATES PATENT OFFICE.

ARIEL CASE, OF NEW HAVEN, CONNECTICUT.

IMPROVEMENT IN STEREOTYPE-BLOCKS.

Specification forming part of Letters Patent No. 54,110, dated April 24, 1866.

To all whom it may concern:

Be it known that I, ARIEL CASE, of New Haven, in the county of New Haven and State of Connecticut, have invented a new and useful Improvement in Stereotype-Blocks; and I do hereby declare the following, when taken in connection with the accompanying drawings and the letters of reference marked thereon, to be a full, clear, and exact description of the same, and which said drawings constitute part of this specification, and represent, in—

Figure 1, a top view, showing my improved block with a plate secured thereto; Fig. 2, a section of the same on line X X; Fig. 3, a detached view of the lock.

My invention relates to an improvement in the construction of blocks upon which stereotype-plates are placed for the purpose of printing.

Heretofore blocks have been made nearly the size of the stereotype-plate to be used, and the lock which secures the plate to the block made a fixed part of the block. Thus many sizes of blocks are required in an ordinary printing-office in order to conform to the different-sized plates, which, in addition to the room necessarily occupied when not in use, (in itself a great objection,) the cost of the blocks are a large item in the expense in furnishing a printing-office.

To construct a block which will occupy much less room and at less expense is the object of my invention, which consists in forming the block of quadrats and inserting the lock between the quadrats upon either side, so that it is only necessary to use more or less quadrats, according to the size of the plate, and the quadrats with the lock placed within an ordinary chase and secured therein in the ordinary manner.

To enable others skilled in the art to construct and use my improvement, I will proceed to fully describe the same as illustrated in the accompanying drawings.

A is a hook of the ordinary form; B, a block of metal or other suitable material, having a mortise, C, perpendicular through it, into which the hook A is placed, as seen in Fig. 2.

D is a screw passing through the block B, its body larger in diameter than the thread, so as to form a bearing in the said block, the head of the screw upon the inside of the block preventing other movement of the screw than simply its revolution, which is free in the block. A thread is cut in the tail of the hook to cor-

respond with the thread of the screw, and through which the screw passes. The outer end of the screw is formed square, as seen in Fig. 3, onto which square end a collar, E, is placed, by which the screw may be turned to move the hook A toward or from the head, as the case may be.

F is a block of metal, provided with a fixed hook, *f*, upon its upper side. (See Fig. 2.)

The two blocks B and F should be of the height required below the stereotype-plate. To use these two blocks take any number of quadrats, I, according to the size of the stereotype-plate H, set them up in the usual manner, and place among them, upon opposite sides, the two blocks B and F, placing the quadrats and block within a common chase, J, and lock them therein in the ordinary manner with quoins K, (see Figs. 1 and 2,) the quadrats corresponding in height to the block F, so as to form an even surface beneath the plate H, then place the plate H upon the block formed with the quadrats, placing one edge against the hook *f*, then by means of the head E turn the screw D to force the hook A against the plate upon the opposite side, so as to secure the plate upon the block. If necessary several of the blocks B and F may be placed around the plate, so as to secure the plate in several places, the blocks B and F answering for any and all sized plates, the variation being made by adding to or taking from the blocks more or less quadrats, as the case may be, and when not in use the quadrats, together with the blocks B and F, may be placed in their cases in the usual manner of disposing of quadrats.

Forming the blocks as I do by quadrats, no liability to warp, split, or other derangement experienced in the common stereotype-block exists, and my improvement requires but few if any more quadrats than would usually be found in printing-offices. Therefore the cost of the block is reduced to simply the expense of the blocks B and F.

Having therefore thus fully described my invention, what I claim as new and useful, and desire to secure by Letters Patent, is—

Constructing a stereotype-block of quadrats and inserting therein blocks B and F, or their equivalents, substantially in the manner and for the purpose herein set forth.

ARIEL CASE.

Witnesses:

JOHN E. EARLE,
JOHN H. SHUMWAY.