

UNITED STATES PATENT OFFICE.

LEWIS HOVER, OF CHICAGO, ILLINOIS.

IMPROVED SAD-IRON HOLDER.

Specification forming part of Letters Patent No. 54,164, dated April 24, 1866.

To all whom it may concern:

Be it known that I, LEWIS HOVER, of Chicago, in the county of Cook and State of Illinois, have invented a new and useful Improvement in Sad-Iron Holders; and I do hereby declare and make known that the following is a full, clear, and exact description of the same, reference being had to the accompanying drawings and the letters and figures marked thereon, which form part of this specification.

The nature of my said invention consists in constructing a sad-iron holder provided with a shield to protect the hand from the heat of the iron in two parts or sections having a lateral sliding motion with respect to each other, so as to be readily opened and closed to adjust the same upon or remove it from the handle of the sad-iron, as desired.

To enable those skilled in the art to understand how to construct and use my invention, I will proceed to describe the same with particularity, making reference in so doing to the aforesaid drawings, in which—

Figure 1 represents a plan or top view of my invention; Fig. 2, an end elevation of the same, and Fig. 3 is a perspective view thereof as applied to the sad-iron.

Similar letters of reference in the several figures denote the same parts of my invention.

A A' represent two semi-cylindrical pieces, of wood or other suitable non-conducting material, of the proper length, hollowed out upon the inside, so that when placed together to form the handle or holder there is a space sufficient to receive and inclose the handle of the sad-iron, as shown. To each end of said handle A A' are secured the ends of the curved expanding guard C C', also constructed in two parts, as shown, corresponding with the said parts A A'. The handle of the holder A A' serves to protect the hand from the heat of

the handle of the sad-iron, (marked D,) while the shield C C' protects the hand from the heat of the sad-iron itself, (marked E.)

B represents a rod attached at each end, at a, to the ends of the handle, or that part thereof marked A, and bent in the form shown. These lateral arms or rods B pass through suitable sleeves b b upon the ends of that part of the handle marked A', as shown, so that said part A' is readily moved along upon said guides B to the position indicated by the dotted lines in Fig. 2.

Instead of having the guides B connected by the cross-bar B', which form I prefer, suitable heads may be fixed upon the extremities of said guides to prevent the part A' C' from sliding off from said guides.

To apply my invention to the sad-iron the part A' C' is moved out, as indicated by said dotted lines in Fig. 2, when the part A C is properly adjusted upon the handle of the sad-iron, and the part A' C' returned to place, as seen in Figs. 1 and 3. When the holder is to be removed from the sad-iron the operation is effected by sliding the two parts thereof apart.

Having described my invention as to its construction and operation, I will now specify what I claim and desire to secure by Letters Patent:

1. Constructing the handle A and shield C of a sad-iron holder in two parts having a sliding lateral movement with respect to each other, substantially as and for the purposes specified and shown.

2. The combination and arrangement of the two parts A A' C C' with the guides B, constructed and operating substantially as herein set forth.

LEWIS HOVER.

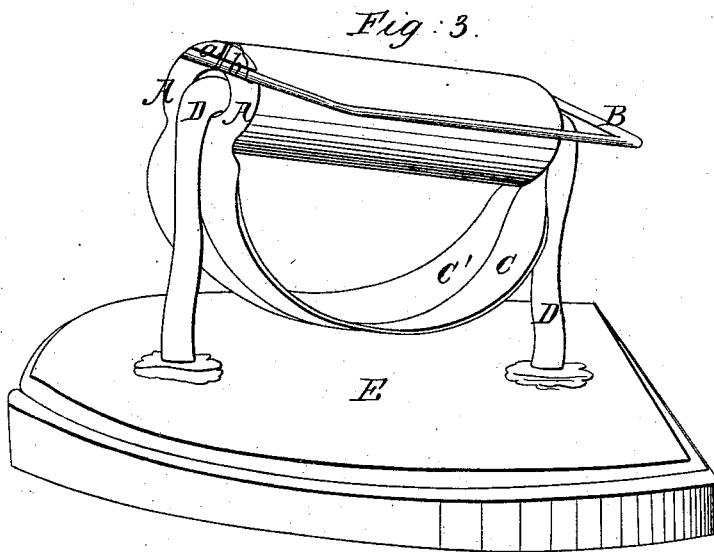
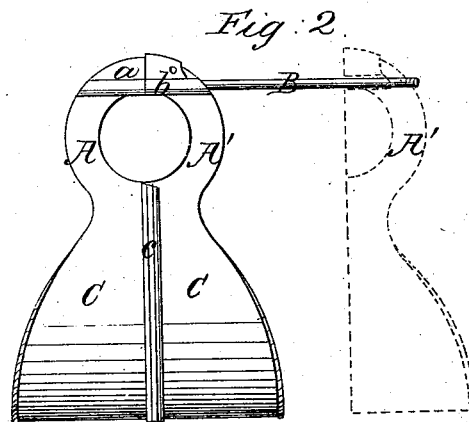
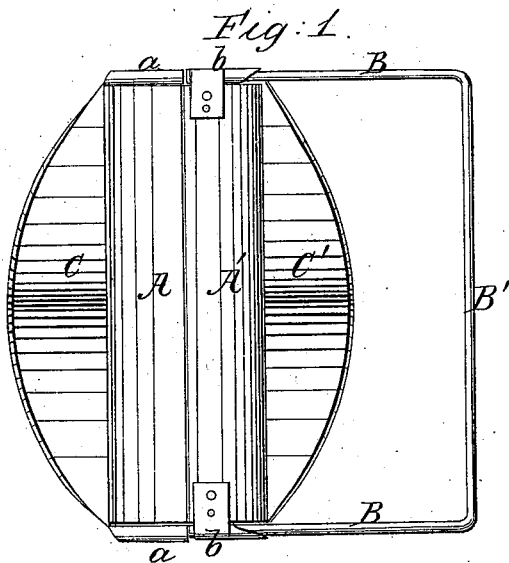
Witnesses:

W. E. MARRS,
J. W. HERTHEL.

L. Hover, *Sad Iron*

N^o 54,164.

Patented Apr. 24, 1866.



Witnesses,
J. H. Schmitt
W. E. Maus.

Inventor,
Leurs Hover