

J. DIETSCHY.

Water Cooler.

No. 54,306.

Patented May 1, 1866.

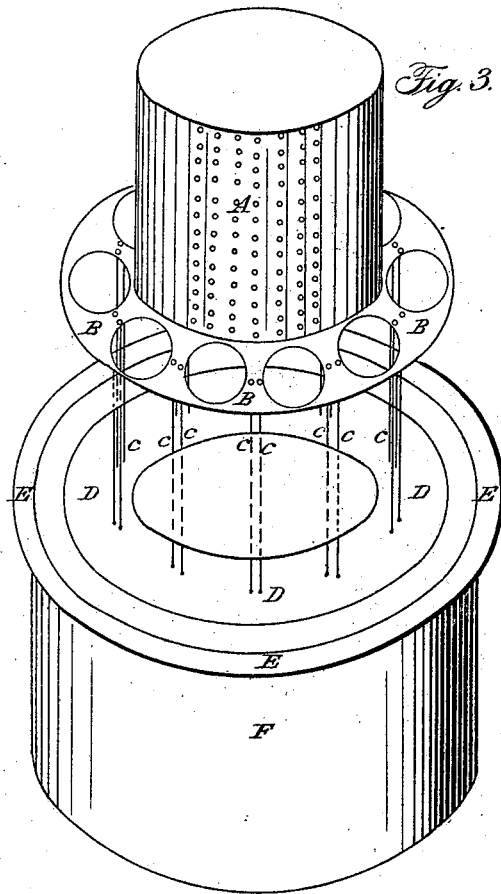


Fig. 3.

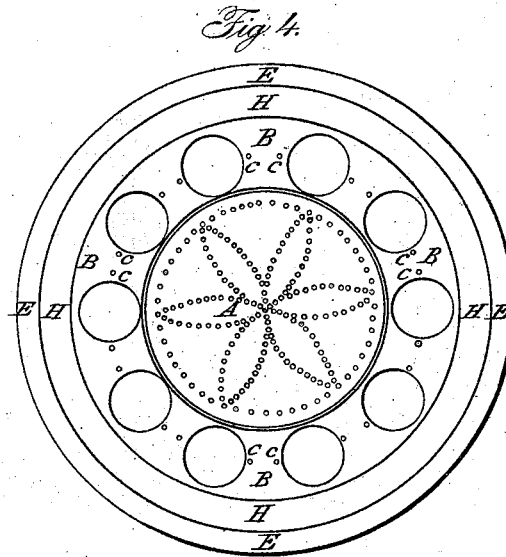


Fig. 4.

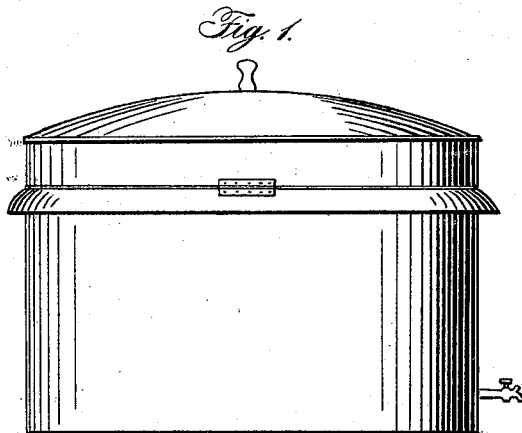


Fig. 1.

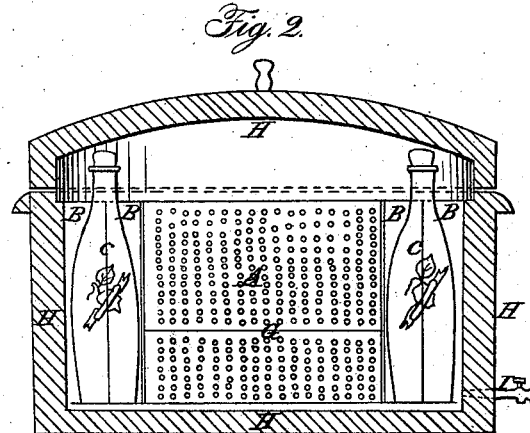


Fig. 2.

Witnesses:

John Hold
Louis C. Herry

Inventor:

Joseph Dietrich

UNITED STATES PATENT OFFICE.

JOSEPH DIETSCHY, OF ALTON, ILLINOIS.

IMPROVED WATER AND WINE COOLER.

Specification forming part of Letters Patent No. 54,306, dated May 1, 1866.

To all whom it may concern:

Be it known that I, JOSEPH DIETSCHY, of the city of Alton, county of Madison, and State of Illinois, have invented a new and Improved Water and Wine Cooler; and I do hereby declare that the following is a full and exact description thereof, reference being had to the accompanying drawings, and to the letters of reference marked thereon.

Figure 1 in the inclosed drawing represents cooler, round shape, with cover closed. Fig. 2 is a section through the center of cooler, showing situation of bottles, cylinder, &c., in the interior. Fig. 3 represents the cooler with the cover removed, the cylinder drawn up, and shows the construction of the cylinder-supporting frame, &c. Fig. 4 represents top of cooler with cover removed.

The nature of my invention consists in its adaptation and arrangement, so as to combine in one a liquor or wine and a water cooler.

The shape can be either round, as shown in Fig. 1 of drawings, or square. Wherever wine or liquor is sold extensively, as in saloons, then the cooler should be square, fitting in the counter, and the top being even with the counter.

The top of the cooler is made of metal, having a space between the inside and the outside cover, which is filled with charcoal, as represented by H in Fig. 2. It fits closely to the lower part of the cooler, as is represented in

Fig. 1, and is arranged on the inside to suit the inside arrangement of the lower part of the cooler, as is represented in Fig. 4.

Between the inside and the outside frame of the cooler, both being metallic, is a space, which is larger or smaller according to the size of the cooler, which is to be filled with charcoal. (Marked H in Fig. 2.) In the inside of the cooler is perforated metallic cylinder, (marked A in Figs. 2 and 3,) in which the ice is placed. Between the cylinder and the inside edge of the frame which is filled with charcoal (marked H) is a space in which the wine or liquor, by means of a supporting metallic frame, (marked B in the drawings,) which separates and holds each bottle in position, is placed. The wine or liquor, soon after being placed in the cooler, on account of the temperature, will soon become cool. As the ice melts in the cylinder it will fill up the space around which the bottles of liquor are placed, thus causing the same desirable result. The water is drawn off as desired by the faucets marked I in Fig. 2.

What I claim is—

A combined water and liquor cooler, constructed substantially as described, with the parts A, B, C, and H.

JOSEPH DIETSCHY.

Witnesses:

MICHAEL STEINER,
CHAS. P. WISE.