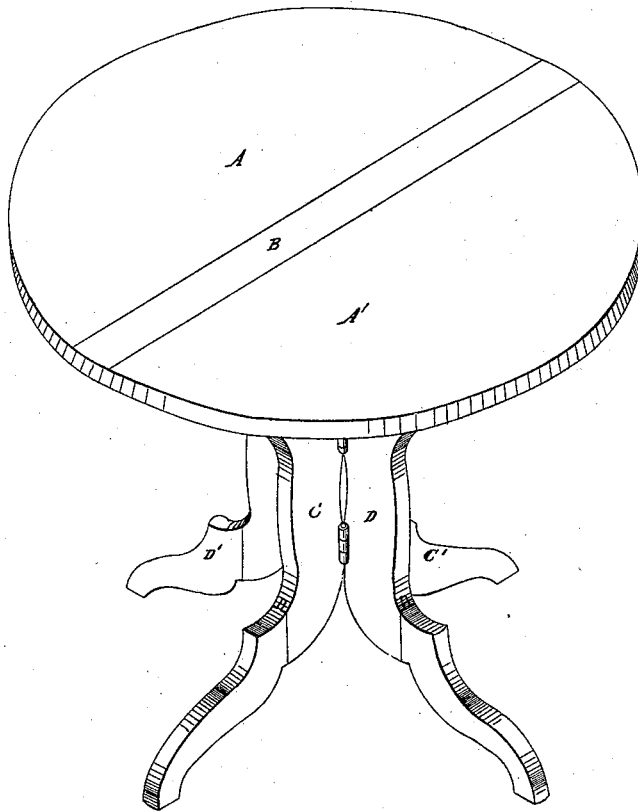


*F. Mohr,*  
*Folding Table,*

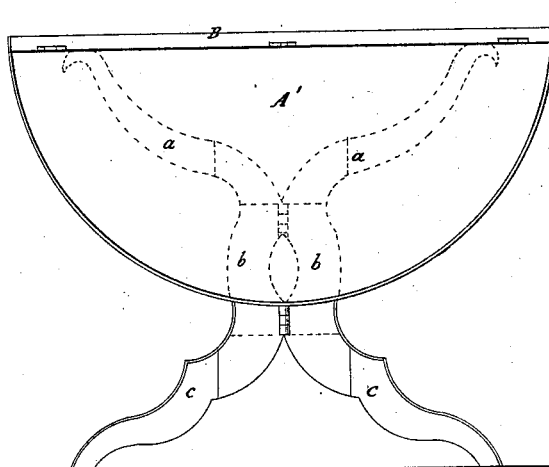
*N<sup>o</sup> 54,386.*

*Patented May 1, 1866.*

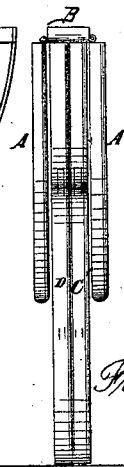
*Fig. 1.*



*Fig. 2.*



*Fig. 3.*



*Witnesses.*

*Jno. D. Patton*  
*Thos. J. Chamberlain*

*Inventor.*  
*Friedrich Mohr*  
*by his Atty.*  
*J. C. Clayton.*

# UNITED STATES PATENT OFFICE.

FREDERICK MOHR, OF FOND DU LAC, WISCONSIN.

## IMPROVED FOLDING TABLE.

Specification forming part of Letters Patent No. **54,386**, dated May 1, 1866.

*To all whom it may concern:*

Be it known that I, FREDERICK MOHR, of Fond du Lac, in the county of Fond du Lac, in the State of Wisconsin, have invented new and useful improvements in Folding Tables; and I do hereby declare that the following is a full, clear, and exact description of the construction and operation of the same, reference being had to the annexed drawings, making a part of this specification, in which—

Figure 1 is a perspective view, with the legs spread and leaves raised; Fig. 2, a side elevation, with the legs closed and leaves lowered; Fig. 3, an end elevation, with the legs closed and leaves lowered.

In Fig. 1, A A' are the leaves, attached to the center-piece B by hinges. They are raised or lowered by raising or lowering them on their hinges. B is the center piece, to which the leaves are attached by hinges, and the stationary legs C C' are also securely fastened.

C is the stationary leg, to which the movable leg D is attached and held firmly thereto by stout hinges; C', the other stationary leg, to which the movable leg D' is attached and held firmly thereto by stout hinges. The construction of each of the legs is shown in Fig. 2. *a* is the upper piece, *b* the center piece, and *c* the lower piece, of the leg. *c* and *a* are mortised into the piece *b*. The form of these pieces are so cut that their line of direction will be with the grain. The strain thus being in a line with the grain will, of course, give greater strength than if the pieces were cut with the line of direction across the grain.

The operation of my invention is as follows: The table is put into the upright position shown in Fig. 3, and the leaf A is raised on its hinge to an angle of ninety degrees, then the movable leg D is spread out to an angle of ninety degrees to the position it held while closed, and now do the like with the leaf A' and leg D', when the table will be ready for use, and appears as shown in Fig. 1. By reversing this operation the table is folded.

The peculiar advantages of my invention may also be applied to extension-tables.

The advantages of my invention over those that have been granted heretofore consists in its being so constructed that it can be folded so as to occupy the smallest possible space consistent with strength and utility, and yet simple in its construction and operation.

Having thus fully described my invention, what I claim as new, and desire to secure by Letters Patent, is—

1. The leg D D' C C', when constructed and operating substantially in the manner and for the purposes set forth.

2. The combination and arrangement of the leaves A A', center-piece B, and legs D D' C C', substantially as and for the purposes set forth.

In testimony that I claim the above I have hereunto set my hand.

FREDERICK MOHR.

In presence of—

W. B. KELLOGG,  
GEO. W. JONES,