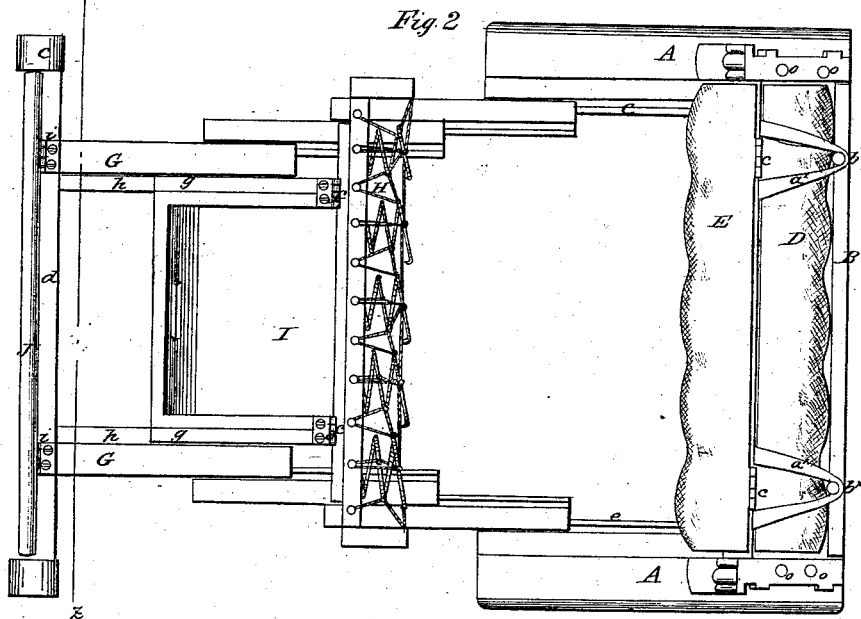
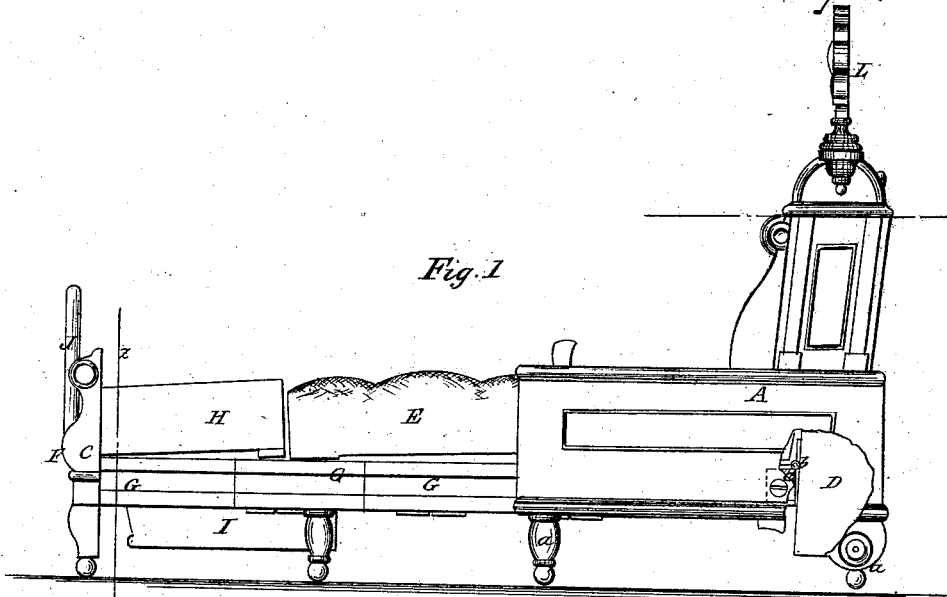


J. F. C. Pickhardt,

Sofa Bedstead,

N^o 54,592.

Patented May 8, 1866.



Witnesses:

J. M. Blairington
Jas. A. Garvie

Inventor:

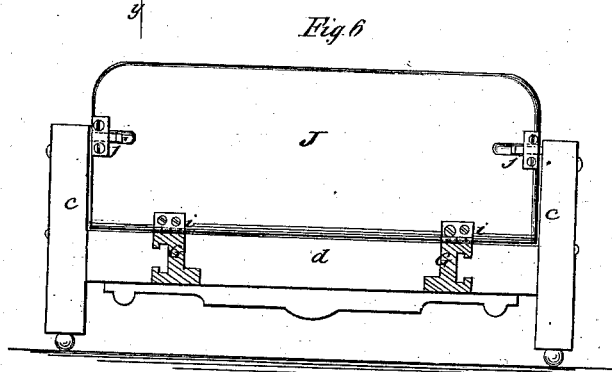
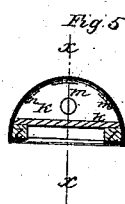
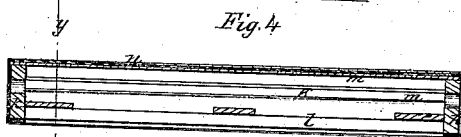
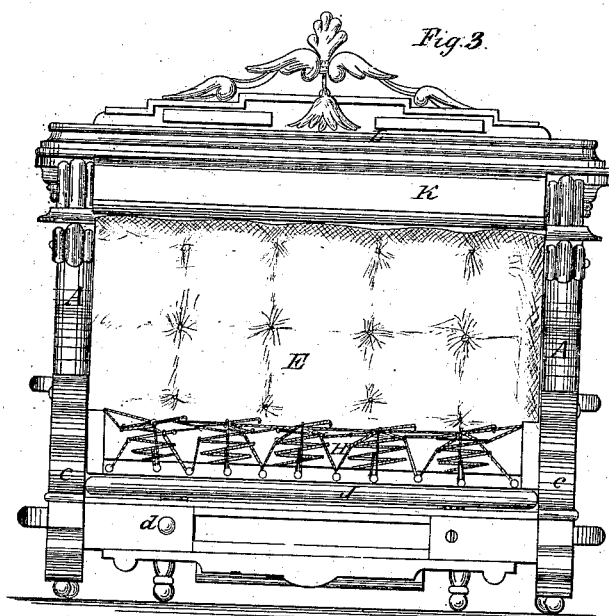
J. F. C. Pickhardt
Per Munn & Co.

J. F. C. Pickhardt,

Sofa Bedstead,

N^o 54,592.

Patented May 8, 1866.



Witnesses:

J. M. B. Livingston
Jas. A. Service

Inventor:

J. F. C. Pickhardt
Per Munroe
Attorney

UNITED STATES PATENT OFFICE.

J. F. C. PICKHARDT, OF NEW YORK, N. Y.

IMPROVED SOFA-BEDSTEAD.

Specification forming part of Letters Patent No. 54,592, dated May 8, 1866.

To all whom it may concern:

Be it known that I, J. F. C. PICKHARDT, of the city, county, and State of New York, have invented a new and Improved Sofa-Bedstead; and I do hereby declare that the following is a full, clear, and exact description thereof, which will enable those skilled in the art to make and use the same, reference being had to the accompanying drawings, forming part of this specification, in which—

Figure 1, Sheet No. 1, is a side view of my invention drawn out or adjusted for use as a bedstead; Fig. 2, a plan or top view of the same, the cap-piece being removed and the seat-cushion turned up in a horizontal position; Fig. 3, Sheet No. 2, a front view of the same adjusted for use as a bedstead; Fig. 4, a detached longitudinal central section of a pillow pertaining to the same, taken in the line *x x*, Fig. 5; Fig. 5, a transverse vertical section of the same, taken in the line *y y*, Fig. 4; Fig. 6, a transverse vertical section of the device, taken in the line *z z*, Figs. 1 and 2.

Similar letters of reference indicate corresponding parts.

This invention relates to a new and useful improvement on a sofa-bedstead for which Letters Patent were granted to me bearing date 21st February, 1860.

The improvement consists in a modification of the construction of the device, as herein shown and described, whereby the back surface of the cushion, which is in an elevated position and forms the outer or rear portion of the back when the device is adjusted for use as a sofa, may be protected by a back-board and preserved from abrasion and wear.

This improvement also consists in a novel arrangement of the seat-cushion, clothes-receptacle, and foot-board, as hereinafter fully shown and described, whereby a much more convenient as well as a neater and more ornamental piece of furniture is obtained.

A A represent the two side pieces of the device, provided with feet *a*, and constructed in any proper or ornamental manner, and connected at their rear by a back-board, B, and at their lower parts by a cross-bar, C, to which a cushion, D, is attached by hinges *b*, as shown in Fig. 1, said cushion extending entirely across the space between the side

pieces, A A, and up to the top of the rear parts of the same.

To the cushion D there is attached, by hinges *c*, another cushion, E, which, when the device is adjusted for use as a sofa, is in an upright position in front of cushion D, both cushions being secured in position by loops *a*^{*} fitted over knobs *b*^{*} on the top of the back-board B, and the cushion E forming the front side of the back of the sofa.

F represents the front part of the sofa-bedstead, which consists of two posts, *c c*, connected by a cross-bar, *d*, to which the outer ends of extension-slides G are permanently attached. These slides, of which there may be three pairs, may be fitted together in the ordinary way the same as those of an extension-table, and the rear pair works on cleats *e*, secured to the inner surfaces of the side pieces, A A, as shown in Fig. 2, and when the slides G are shoved fully back the posts *c c* will be in contact with the front ends of the side pieces, A A.

The seat of the device is a cushion, H, which rests on the slides G or the cleats *e e*, and has a box or clothes-receptacle, I, secured to its under side by hinges *f*, said box having cleats *g* at its sides to rest upon cleats *h* attached to the inner surfaces of the front pair of slides, G.

J is a foot-board, the lower edge of which is secured, by hinges *i*, to the cross-bar *d*, the foot-board extending the whole length of the space between the posts *c c*. This foot-board, when the device is used as a bedstead, is secured in an upright position between the posts *c c* by means of slide-bolts *j j*, (see Fig. 6,) and when the device is used as a sofa the foot-board is turned down in an inward direction and the cushion H drawn over it.

H represents a pillow, which is composed of heads *k* of semicircular form, connected by bars *l* at their lower ends, and having straps *m* attached to form an elastic or yielding support for the cover *n*. (See Figs. 4 and 5.) This pillow, when the device is used as a sofa, is fitted upon the upper ends of the cushions D E and underneath a cap-piece, L, which may be constructed in any proper manner and fitted on the upper ends of the side pieces, A A, by means of pins, the holes *o* to receive which are clearly shown in Fig. 2.

When the device is adjusted for use as a sofa the cushions D E are raised to a vertical, or nearly vertical, position between the rear parts of the side pieces, A A, the pillow K placed upon them, and the cap-piece L placed over the pillow. The slides G are shoved back, so that the posts *c c* will be in contact with the front ends of the side pieces, A A, the foot-board J turned down, the seat-cushion H being over it and the receptacle I for bed-clothing underneath it.

To convert the device into a bedstead, the front part, F, is drawn out, the cushions D E brought down to a horizontal position to rest, respectively, on the cleats *e* and slides G, the foot-board J raised and secured in a vertical position between the posts *c c*, and seat-cushion H adjusted over the front slides, G, the three cushions forming the mattress, and the pillow K placed at the head thereof.

By this mode of construction and arrangement several advantages are obtained.

In the first place, the cushion D is hinged to the bar C sufficiently far in front of the rear ends of the side pieces, A A, to admit of the back-board B being applied, which is a great protection to the cushion D, and renders the whole device much stronger and more durable than it otherwise would be.

In the second place, the arrangement of the foot-board J is an improvement, as it admits of a neat and ornamental cross-bar, *d*, being used, which gives the device a far more finished appearance than when arranged to drop down in front, as in the original patent.

In the third place, the clothes-receptacle I,

hinged to the under side of the seat-cushion H, is an improvement, as it admits of the foot-board being folded down in an inward direction and the seat-cushion adjusted over it, with the clothes-receptacle underneath it.

This sofa-bedstead is capable of being constructed so as to serve as a single or double bedstead, and any number of pairs of extension-slides G may be used, as desired.

Having thus described my invention, what I claim as new, and desire to secure by Letters Patent, is—

1. The attaching of the cushion D by hinges *b* to a cross-bar, C, of the side pieces, A A, in combination with the back-board C and the cushion E, attached by hinges *c* to D, substantially as and for the purpose specified.

2. The foot-board J, attached by hinges *i* to a cross-bar, *d*, of the posts *c c* in such a manner as to admit of the foot-board being folded downward and inward to be covered by the seat-cushion when the device is used as a sofa, substantially as described.

3. The clothes-receptacle I, connected by hinges *f* to the under side of the seat-cushion H, and arranged to work or rest upon the front pair of slides, G, substantially as and for the purpose set forth.

4. The pillow K, in combination with the cushions D E and cap-piece L, arranged substantially as and for the purpose specified.

J. F. C. PICKHARDT.

Witnesses:

M. M. LIVINGSTON,
ALEX. F. ROBERTS.