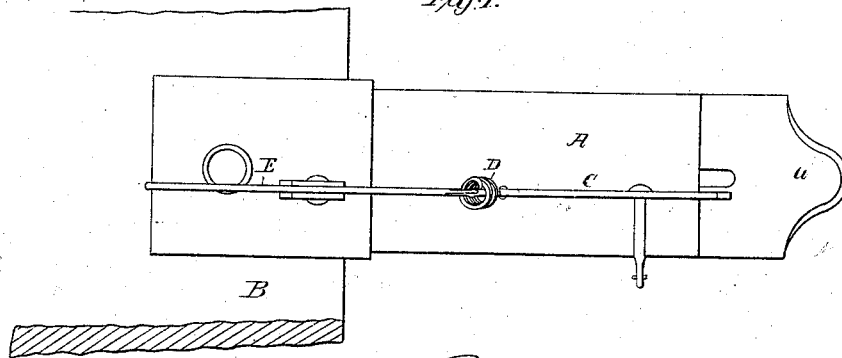


*A. Kollenberg,  
Soldering Clamp.*

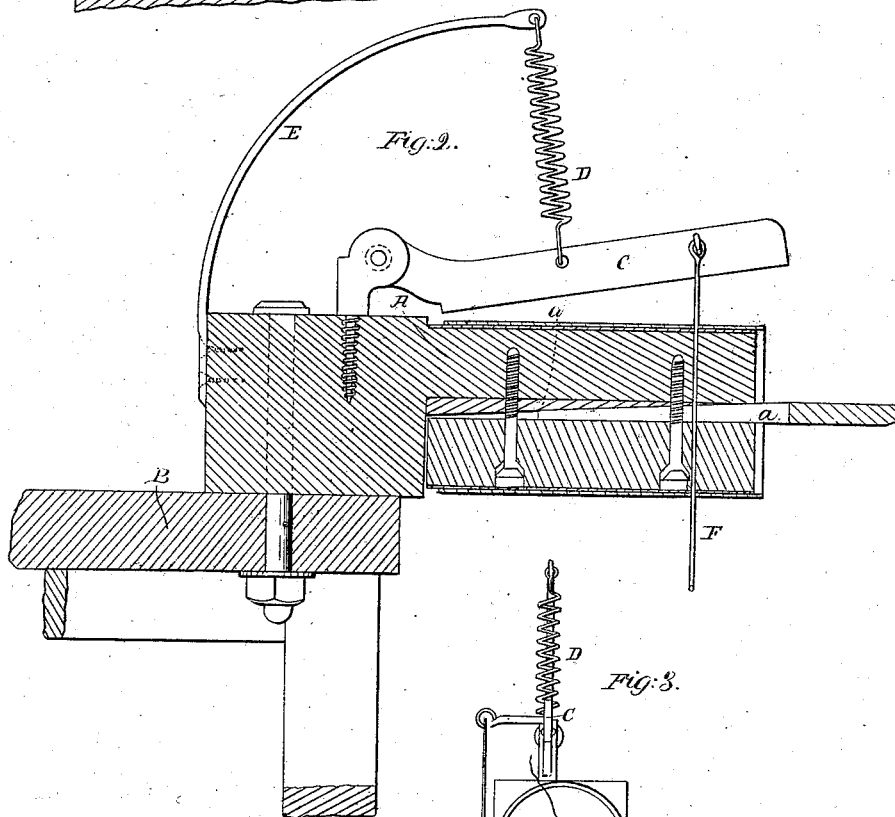
*N<sup>o</sup> 54,923.*

*Patented May 22, 1866.*

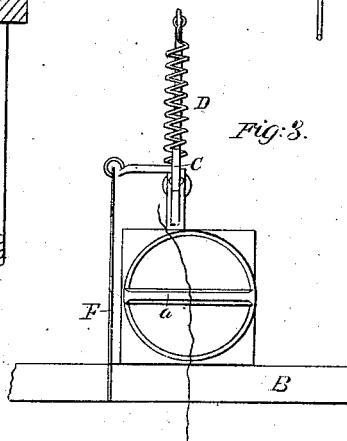
*Fig. 1.*



*Fig. 2.*



*Fig. 3.*



*Witnesses:*

*C. D. Smith.  
John Gudushkin.*

*Inventor:*

*August Kollenberg  
By Messrs S. C.  
Attorneys*

# UNITED STATES PATENT OFFICE.

AUGUST KOLLENBERG, OF OWENSBOROUGH, KENTUCKY.

## IMPROVED MACHINE FOR MAKING TIN FRUIT-CANS.

Specification forming part of Letters Patent No. **54,923**, dated May 22, 1866.

*To all whom it may concern:*

Be it known that I, AUGUST KOLLENBERG, of Owensborough, in the county of Daviess and State of Kentucky, have invented a new and Improved Machine for Making Tin Fruit-Cans, called "Star Can-Seam Holder."

The plan of making tin fruit-cans now in use may be thus explained: First, getting the dimensions of the tin; second, edging or folding it; third, forming it; fourth, grooving it; fifth, flattening down and rounding up with a hammer; sixth, soldering, the tin being held in and to its place by the human hand. All these various operations, except the first, fifth, and sixth, are done by machinery, which is necessarily situated in different parts of the workshop, and the last requires great care in order to uniformity and regularity of size.

The machine which I claim to have invented dispenses with the second, fourth, and fifth operations in the above process altogether, and with all but the soldering in the sixth.

And I do hereby declare that the following is a full, clear, and exact description of the construction and operation of the same, reference being had to the annexed drawings, making part of this specification, in which—

Figure 1 is a side elevation of my improved machine, and Fig. 2 is a vertical section of the same longitudinally of the cylinder. Fig. 3 is a front elevation.

I construct a cylinder in any of the known forms, in which, in the center, I insert two movable wedges fastened with screws, the wedges

increasing or diminishing the size of the cylinder at pleasure, the cylinder being fastened to a block of wood of convenient size for attaching to a common work-bench. Over this cylinder I suspend a lever by a crane and spring, the lever being operated by a foot-treadle connected with it by a common wire or other suitable attaching substance. The crane is fastened in the block of wood which holds the cylinder.

The annexed drawings show every part of the said machine, and is thus explained: A, the cylinder; *a a*, the wedges by which to adjust the same; B, the bench or table to which it is fastened; C, the lever; D, the spring; E, the crane; F, the treadle-wire and by means of it a tin fruit-can may be made by the following process: First, getting dimensions of the tin; second, forming it; and, third, putting the tin on the cylinder, holding it to its place by means of the lever attached and operated as aforesaid, and soldering—a labor-saving of one-half or more.

Having thus described my invention, the following is what I claim as new and desire to secure by Letters Patent:

The combination, with the adjustable cylinder A, of the retaining-lever C, arranged to operate substantially as described.

AUGUST KOLLENBERG.

Witnesses:

W. N. SWEENEY,  
W. S. BRITAIN.