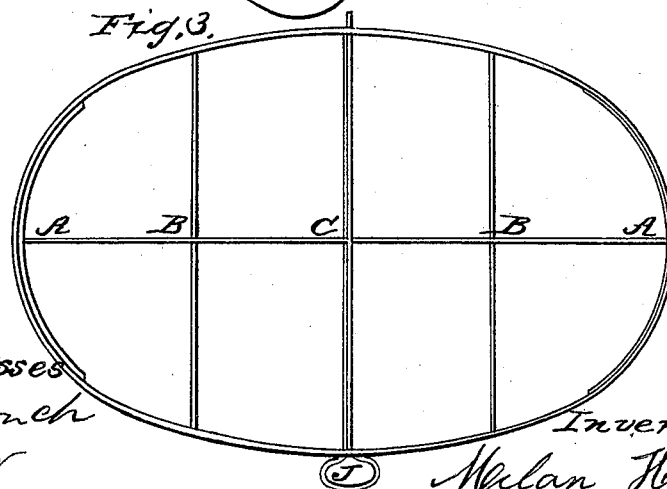
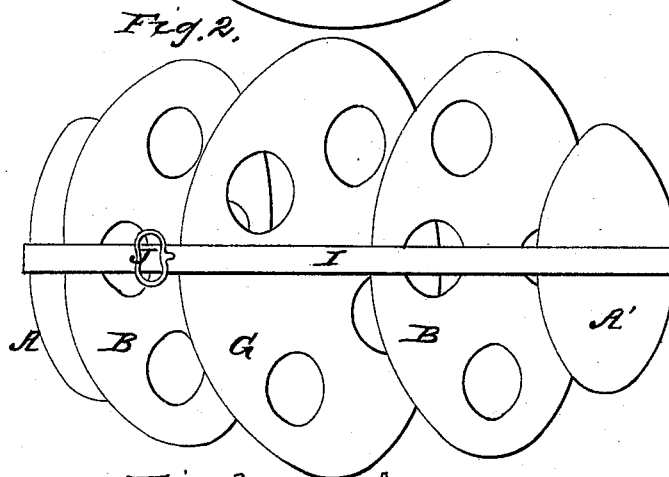
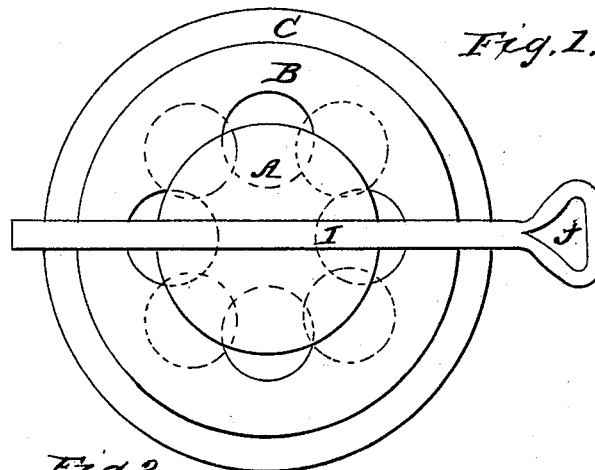


M. HICKS.
Stovepipe Damper.

No. 55,101.

Patented May 29, 1866.



Witnesses
C. B. Conch
S. P. Potter

Inventor:
Mulan Hicks

UNITED STATES PATENT OFFICE.

MILAN HICKS, OF RICHMOND, ILLINOIS.

STOVE-PIPE DAMPER.

Specification forming part of Letters Patent No. 55,101, dated May 29, 1866.

To all whom it may concern:

Be it known that I, MILAN HICKS, of Richmond, in the county of McHenry, in the State of Illinois, have invented a new and Improved Stove-Damper, to allow the smoke to escape through a stove-pipe, and at the same time retain the heat from the stove; and I do declare that the following is a full and exact description thereof, reference being had to the accompanying drawings, and to the letters marked thereon.

Figure 1 is a plan view; Fig. 2, a perspective view; Fig. 3, a sectional view taken in a horizontal line through I of Fig. 2.

The nature of my invention consists in providing a strip of band-iron three-fourths of an inch wide, bent into a circle of five, six, and seven inches in diameter, to fit the size of stove-pipe, and fastened as shown at I in the accompanying drawings. On the inside of said circle, and opposite to each other, are riveted two concave plates of sheet-iron, so formed as to fit the pipe, as shown at A and A' in the accompanying drawings.

B and B', as shown in the drawings, are flat

plates of sheet-iron of larger size than A, which are fastened to said band I in position parallel with its axis. Also, in these plates are cut four round holes one and one-fourth inch in diameter, or their equivalent. Across the center of said band is another plate parallel to B and B', but of larger size. The holes through it are so arranged they will not come opposite B and B', as shown at C in the accompanying drawings.

J is the handle—a piece of one-fourth-inch rod of iron running across the plate C and fastened to it. This forms the shaft or axis which is let into the stove-pipe, and upon which the damper revolves.

What I claim as my invention, and desire to secure by Letters Patent, is—

The band I, concave plates A A', perforated plates B, B', and C, constructed and arranged substantially in the manner and for the purposes herein set forth.

MILAN HICKS.

Witnesses:

C. R. COUCH,
BENNETT HICKS.