

L. Loeffler,
Bottle Stopper,
N^o 55,124. *Patented May 29, 1866.*

Fig. 1.

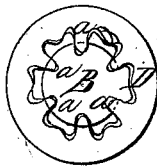


Fig. 2.

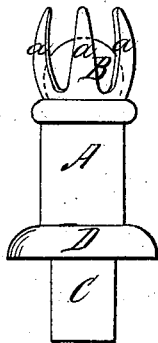
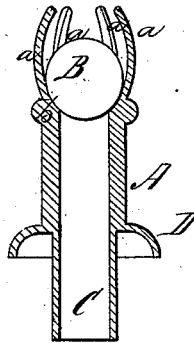


Fig. 3.



Witnesses.

Samuel N. Piper
George Andrews

Inventor.

Louis Loeffler

by his Attorney,

R. H. Luddy

UNITED STATES PATENT OFFICE.

LOUIS LOEFFLER, OF EAST CAMBRIDGE, MASSACHUSETTS.

IMPROVED SELF-ACTING DECANTER-STOPPER.

Specification forming part of Letters Patent No. 55,124, dated May 29, 1866.

To all whom it may concern:

Be it known that I, LOUIS LOEFFLER, of East Cambridge, in the county of Middlesex and State of Massachusetts, have invented an Improved Self-Acting Decanter-Stopper; and I do hereby declare the same to be fully described in the following specification, and represented in the accompanying drawings, of which—

Figure 1 is a top view, Fig. 2 a side elevation, and Fig. 3 a vertical section, of it.

My improvement has reference to those self-acting decanter-stoppers which contain a ball-valve that by its weight is closed down upon its seat when the decanter is upright, but which falls away from its seat when the decanter is turned down or inclined for the purpose of discharging more or less of its fluid contents, the said seat being on the end of a tube to extend from a cork to fit into the mouth of the decanter.

My improvement has reference to the mode of keeping the ball in its proper relation with the tube. I am aware that arched wires crossed at right angles have for this purpose been extended from the mouth of the tube and over the ball. I am also aware that the ball has been placed within a conical mouth-piece or tube projecting beyond the valve-seat. My improvement differs from them, and therefore I lay no claim to them. Such improvement consists in a series of fingers or long triangular

projections, *a a a*, arranged, at equal distances apart, around and extending from the end of the tube A or seat *b* of the valve B, such fingers, after the ball may have been put in place on its seat, being bent over it or toward a point directly over the vertical axis of the ball, the same being as shown in the drawings. The upper ends of the fingers when so bent should be some distance from the ball when on its seat, and they should also be in the circumference of a circle of a diameter less than that of the ball.

C is the part of the tube which is inserted in the cork, and D is the flange or shoulder against which the cork abuts.

The advantage of my formation of the self-acting stopper is that it enables the stopper to be cast in one piece, with its fingers straight, or about so, and requires little expense in finishing the tube and applying the ball-valve to it.

What I claim as my improvement is—

The self-acting ball-valve decanter-stopper as made with the series of fingers applied to the valve-seat tube, and so as to extend therefrom and about the ball when in place, substantially in the manner as hereinbefore specified.

LOUIS LOEFFLER.

Witnesses:

R. H. EDDY,
F. P. HALE, Jr.