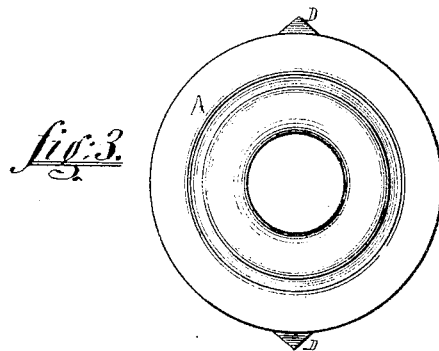
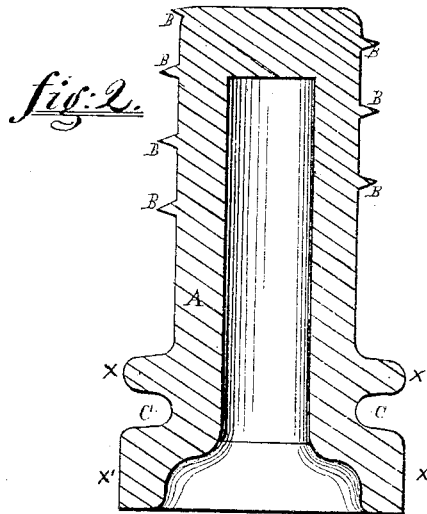
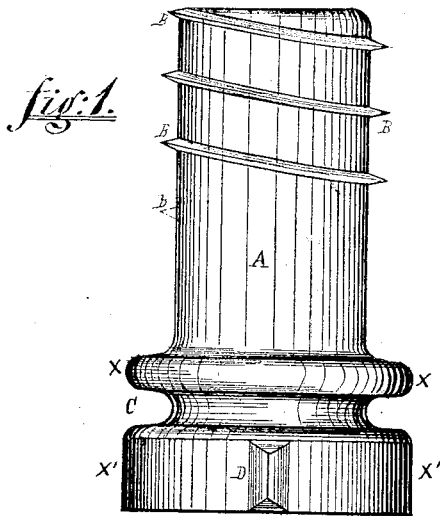


S. McKEE.
INSULATOR FOR TELEGRAPH WIRE.

No. 107,075.

Patented Sept. 6, 1870.



Witnesses.

Andrew Humbert
E. V. McQuinnless

Inventor.

Saml. McKee
"

United States Patent Office.

SAMUEL McKEE, OF PITTSBURG, PENNSYLVANIA.

Letters Patent No. 107,075, dated September 6, 1870.

IMPROVEMENT IN TELEGRAPH-INSULATORS.

The Schedule referred to in these Letters Patent and making part of the same

To all whom it may concern:

Be it known that I, SAMUEL McKEE, of the firm of S. McKEE & Co., No. 62 Water street, Pittsburg, in the county of Allegheny and State of Pennsylvania, have invented a new and useful article of manufacture, viz: A Glass Insulator for Insulating Telegraph Wires; and I do hereby declare that the following is a full, clear, and exact description thereof, reference being had to the accompanying drawing and to the letters of reference marked thereon.

The nature of my invention consists in a new article of manufacture, viz: a glass insulator for telegraph wires, said insulator being provided with two enlargements and a groove for the wire, and projections for turning it when screwing it into or unscrewing it out of its supports, said insulator being about a uniform thickness, for the more perfect annealing of the glass, and for preventing its breaking by the difference in the expansion and contraction of the several parts of it.

In the accompanying drawing which forms part of my specification—

Figure 1 is a side elevation of my improvement in insulators.

Figure 2 is a longitudinal and vertical section of the same.

Figure 3 is an end view of the same.

In the accompanying drawing—

A represents the body of the insulator, which is made hollow. The contour of its interior and exterior portion is clearly shown in figs. 1 and 2.

B represents screw-threads, which are arranged on the surface of the body A.

These screw-threads are used for the purpose of securing the insulator in the telegraph-poles, its cross-

piece, or in other place or thing used for the purpose of suspending telegraph-wires.

C represents a groove in the insulator, for holding the telegraph-wire in the desired position.

D are projections or lugs formed on the outer surface and near the outer end of the insulator, and are used in connection with a suitable wrench or other device for turning the insulator during the process of screwing it into the opening or place made for receiving it, the opening for the reception of the insulator in the telegraph-pole, its cross-piece, or other place or thing used for suspending the telegraph-wire, should be just equal in diameter to the diameter of the body A of the insulator, so that its screw-threads B will take a strong hold in the walls of the opening in which the body A is to be secured.

The means used for manufacturing my improvement in insulators I leave to the judgment and skill of the mechanic.

I do not claim an insulator with screw-threads on the body of it, nor with screw-threads in the interior of the body, such device being well known.

Having thus described the nature and construction of my improvement,

What I claim as of my invention is—

A new article of manufacture, viz: a glass insulator, the body A provided with two enlargements, α and α' , and groove C and projections D, the body A being of about a uniform thickness, the whole being constructed substantially as herein described and for the purpose set forth.

SAML. McKEE.

Witnesses:

ANDREW HUMBERT,
E. V. McCANDLESS.