

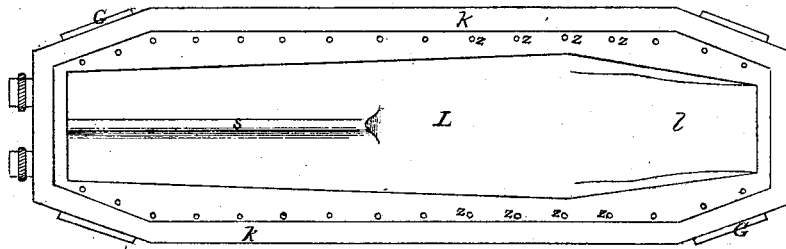
*J. E. Cox,*

*Corpse Cooler.*

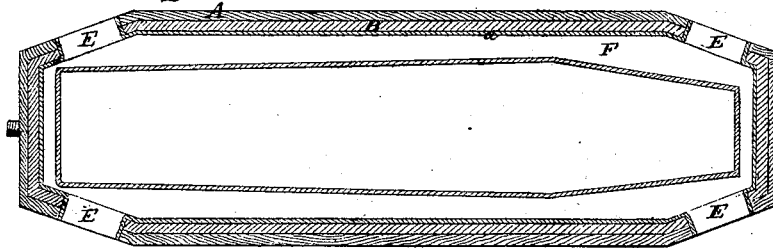
*No. 107,164.*

*Patented Sept. 6. 1870.*

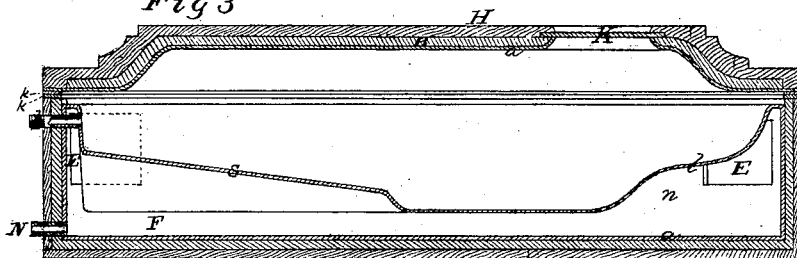
*Fig 1*



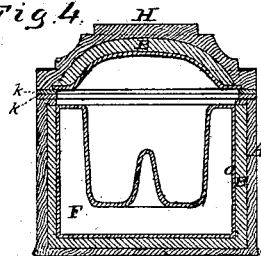
*Fig. 2.*



*Fig 3*



*Fig. 4.*



**WITNESSES.**

*Willie Anderson.*  
*Edw. P. Masi.*

**INVENTOR**

*James E. Cox,*  
*Chipman Hosmer & Co.,*  
*Attorneys,*

# United States Patent Office.

JAMES E. COX, OF CINCINNATI, OHIO.

Letters Patent No. 107,164, dated September 6, 1870.

## IMPROVEMENT IN COFFINS.

The Schedule referred to in these Letters Patent and making part of the same

To all whom it may concern :

Be it known that I, JAMES E. COX, of Cincinnati, in the county of Hamilton and State of Ohio, have invented a new and valuable Improvement in Ice Coffins; and I do hereby declare that the following is a full, clear, and exact description of the construction and operation of the same, reference being had to the annexed drawing, making a part of this specification, and to the letters and figures of reference marked thereon.

Figure 1 of the drawing is a top view of my coffin with the lid removed.

Figure 2 is a horizontal section.

Figure 3 is a vertical longitudinal section.

Figure 4 is a vertical transverse section.

My invention has relation to means for preserving corpses after death; and consists in the form of the inner case, bent upward under the head of the corpse to raise the same, and at the same time to increase the capacity of the ice-chamber below, and bent upward longitudinally to form a fold or ridge between the legs, thereby greatly increasing the rapidity and efficiency of the freezing operation.

The letter A of the drawing designates the outer case, which may be made of wood, metal, or any other suitable material.

B is a packing of charcoal, or other non-conducting material, placed between the outer case and its metallic lining *a*.

E E designate the openings through which the ice is placed into the chamber F.

These openings are closed by non-conducting stoppers or shutters, G.

The openings are situated in the upper portion of the side wall, thereby leaving a water-tight receptacle or basin below, for the water to accumulate when it is not convenient to drain it off for any length of time.

H designates the top of the case, provided also with the non-conducting packing and the metallic lining.

K represents a glass plate inserted into the top.

*k k* designate strips of rubber or other packing, attached around the upper edge of the case, and also to the under surface of the top around the edge.

When the top is in place, and fastened down, these strips of rubber are in contact, and the case is thereby made air-tight.

L designates the inner case, secured to the upper edge of the outer case, and depending within it. In this case the body is placed.

It is made of sheet zinc, or other suitable material, and is perforated around its upper edge, just inside the packing strip *k*, at *z z*, to permit the introduction of the cold air from the lower chamber.

The metal of the inner chamber is bent inward and upward at *l*, to form a resting place for the head. At the same time it gives an enlarged capacity to the ice-chamber under this point at *n*.

The metal of the inner chamber is also bent or folded up, forming a ridge, *s*, designed to come between the legs of the corpse.

The cold air from the ice fills the space within this fold, and thereby greatly increases the freezing effect.

N represents the drain-pipe, and

*h*, the pipe, to which the air-pump is attached, for the purpose of extracting the air from the corpse-chamber, and thereby permitting the introduction of the cold air from the ice-chamber below, through the perforations *z z*.

What I claim as my invention, and desire to secure by Letters Patent, is—

The inner metallic case L for ice-coffins, having the upward bend *l* and the rib or fold *s*, as and for the purpose specified.

In testimony that I claim the above, I have hereunto subscribed my name in the presence of two witnesses.

JAS. E. COX.

Witnesses:

EDW. P. MASI,  
D. D. KANE.