

G. W. Richardson,

Clothes Frame.

No. 107,199.

Patented Sept. 6. 1870.

Fig. 1.

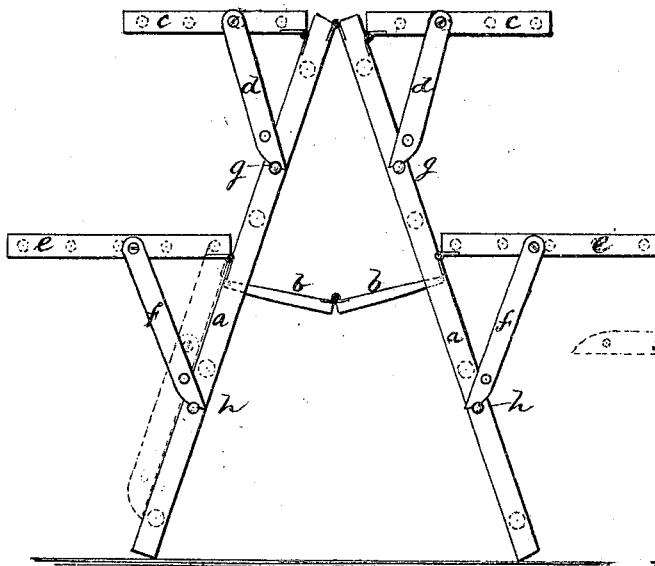


Fig. 2.

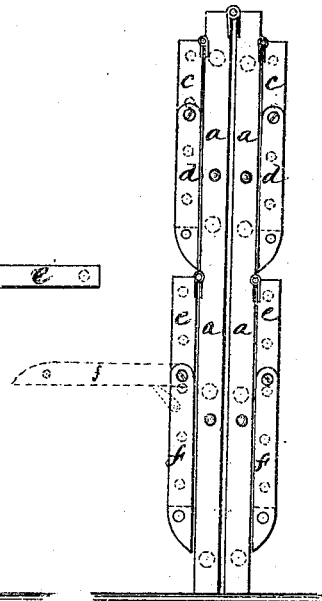
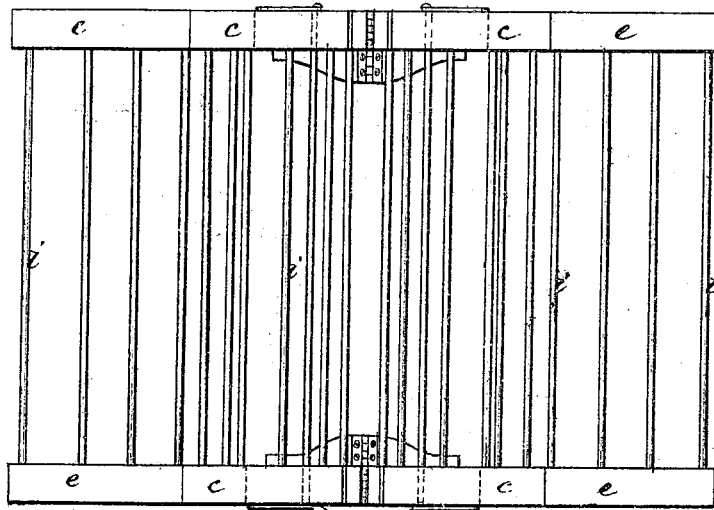


Fig. 3.



Witnesses
C. S. Taylor.
C. O. Gwatkin

Inventor
George W. Richardson
by B. F. James.
his atty.

United States Patent Office.

GEORGE W. RICHARDSON, OF TAUNTON, MASSACHUSETTS.

Letters Patent No. 107,199, dated September 6, 1870.

IMPROVED CLOTHES-DRIER.

The Schedule referred to in these Letters Patent and making part of the same

Be it known that I, GEORGE W. RICHARDSON, of Taunton, in the county of Bristol and State of Massachusetts, have invented a new and useful Improvement in Clothes-Driers, of which the following is a clear and exact description, reference being had to the accompanying drawing making a part of this specification, in which—

Figure 1 represents an end elevation of my improved clothes-dryer in a position for use;

Figure 2 is an end elevation of the same in a closed position; and

Figure 3 is a top view of fig. 1.

Similar letters indicate like parts in the drawing.

The object of my invention is to provide a clothes-drying apparatus which will afford room for hanging a large quantity of clothes, and also admit of being compactly folded so as to occupy but little space when not in use; and

The invention consists in a main frame provided with slats, and hinged together, to which are also hinged supplementary frames or racks, supported in an extended position by means of suitable braces.

Referring to the drawing—

a a represent the side-supports of the main frame, hinged together at their upper ends, and connected together at or near their center by hinged and pivoted pieces, *b b*, which fold together when the frame is folded.

The main frame is supplied with the usual cross-bars, *i i*, as shown in fig. 3.

To the upper portion of the main frame are hinged the supplementary frames or racks, *c c*, supported in an extended position by means of the braces *d d*, resting on the pins *g g* in the main frame.

Near the center of the sides of the main frame are also hinged the supplementary frames or racks *e e*, which are supported in an extended position by the braces *f f* resting on pins *g g* in the main frame, as shown in fig. 1.

The supplementary frames are each provided with slats similar to the main frame.

The parts are so arranged as to enable the apparatus to be instantly prepared for use, and be capable of holding a large quantity of clothes, and, when not required for use, it can be quickly folded in a compact form, as shown in fig. 2, so as to occupy but little space in a room, or for transportation.

When only a portion of the apparatus is required for use, it may set against a wall and be secured to the same at the upper end, so that the outer supplementary racks may be extended for the reception of clothing or other articles to be dried.

Having thus described my invention,

What I claim as new, and desire to secure by Letters Patent, is—

The hinged frame *a a*, connected by the pieces *b b*, in combination with the supplementary frames or racks *c c e e*, supported by the braces *d d f f* respectively, all arranged and operating as set forth.

In testimony whereof I have signed my name to this specification in the presence of two subscribing witnesses.

GEORGE W. RICHARDSON.

Witnesses:

W. T. KENNEDY,
C. D. McDUFFIE.