

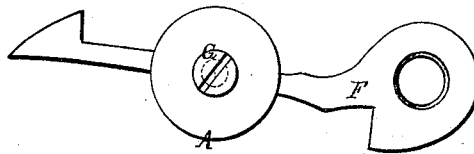
*F. & F. Babcock,*

*Shutter Fastener.*

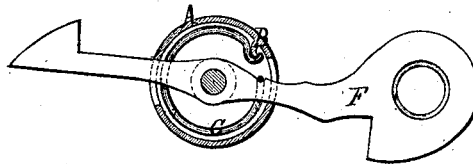
*No. 107,210.*

*Patented Sept. 13. 1870.*

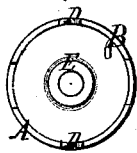
*Fig. 1.*



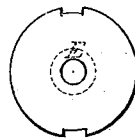
*Fig. 2.*



*Fig. 3.*



*Fig. 4.*



*Witnesses.*

*E. W. A. Stan*  
*H. W. B. Starr*

*Inventor.*

*Franklin Babcock*  
*Frederick Babcock*

# United States Patent Office.

FRANKLIN BABCOCK AND FREDERICK BABCOCK, OF MIDDLETOWN,  
CONNECTICUT.

*Letters Patent No. 107,210, dated September 13, 1870.*

## IMPROVEMENT IN BLIND-FASTENERS.

The Schedule referred to in these Letters Patent and making part of the same.

### *To all whom it may concern :*

Be it known that we, FRANKLIN BABCOCK and FREDERICK BABCOCK, of Middletown, county of Middlesex and State of Connecticut, have invented a new and improved Blind-Fastener; and we do hereby declare that the following is a full and exact description of the same, reference being had to the accompanying drawing.

Figure 1 is a perspective view.

Figure 2 is a sectional view.

Figure 3 is a perspective view of the case.

Figure 4 is a view of the cover of the case.

To enable others to understand the use and construction of our invention we will proceed to describe it.

We make a case, A, figs. 3 and 4, with a projection, B, to which is secured the spring C; and the points D D, to prevent its moving from its proper position when applied to the blind, and the raised bearings E E for the hook F.

The hook is held in its proper position in the case by the screw G. The screw also secures the fastener to the blind.

The double circular spring C embraces the hook F and passes around the inner circle of the case to the projection B, to which it is secured.

The fastener is applied by boring a hole in the under edge of the blind, of a size and depth to admit the case flush with the surface of the wood.

We neither claim circular case nor securing the parts by a single screw.

We claim—

The circular case, with lower part furnished with locking lugs with raised circular projections, and with projections to secure the double spring through which the hook passes, combined with the recessed cover, and all secured by the single central screw, as and for the purpose described.

FRANKLIN BABCOCK. [L. s.]  
FREDERICK BABCOCK. [L. s.]

Witnesses:

E. W. N. STARR,  
H. W. B. STARR.