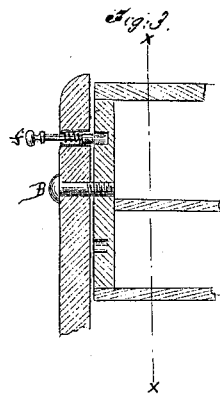
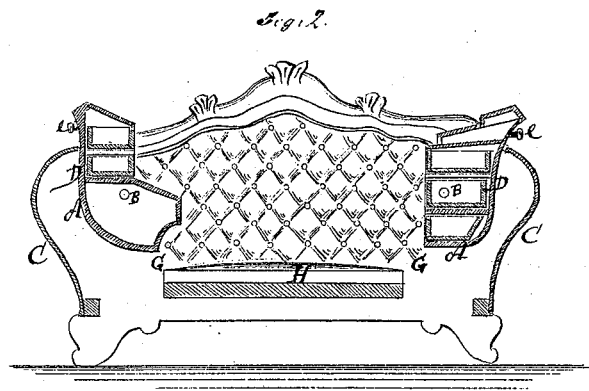
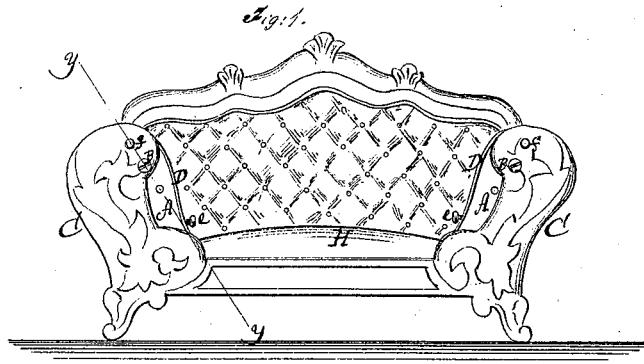


J. Cicior,

Sofa.

No. 107,224.

Patented Sept. 13. 1870.



Witnesses:

*Wm. H. H. H.
J. P. H. H.*

Inventor:

J. Cicior
PER *Munn & Co*
Attorneys.

United States Patent Office.

JULIUS CICSOR, OF DAVENPORT, IOWA.

Letters Patent No. 107,224, dated September 13, 1870.

IMPROVED SOFA.

The Schedule referred to in these Letters Patent and making part of the same.

To all whom it may concern :

Be it known that I, JULIUS CICSOR, of Davenport, in the county of Scott and State of Iowa, have invented a new and useful Improvement in Sofas; and I do hereby declare that the following is a full, clear, and exact description thereof, which will enable others skilled in the art to make and use the same, reference being had to the accompanying drawing forming part of this specification.

This invention relates to a new and useful improvement in sofas or lounges, whereby they are adapted to purposes other than those for which sofas and lounges are ordinarily used; and

It consists in forming a writing-cabinet or desk and drawers in one or both of the ends of the sofa, so that the same may be secured and concealed from view when not in use, as will be hereinafter more fully described.

In the accompanying drawing—

Figure 1 is a front view of the sofa with the cabinets closed.

Figure 2 is a front view, representing the cabinets open, the same being a vertical section of fig. 3 on the line *x x*.

Figure 3 is a section of fig. 1 on the inclined line *y y*.

Similar letters of reference indicate corresponding parts.

At either one or both ends of the sofa, and nearly concealed from view, when closed, by the fronts of the sofa-arms, is a desk for writing, containing drawers or compartments for papers or other articles, hung on pivots.

A A represents the desks or cabinets in this example of my invention, where one is shown in each end of the sofa.

B is the pivoted joint, which may be a rod passing

through, or simple pivots on each side, by means of which the sides of the desks are reversed.

The fronts C C of the arms are somewhat broader than in ordinary sofas.

When the cabinets are closed, as seen in fig. 1, their inner sides D D present an upholstered surface, like those of the common sofa.

e e are small knobs for raising the cabinets up and throwing them in the position seen in fig. 2.

f f are spring knobs, the shanks of which pass through the fronts C C, and enter holes in the cabinets, and hold them in position, whether they are closed, as seen in fig. 1, or raised for use, as seen in fig. 2.

When the cabinets are raised as seen, a space, G, is left beneath each for the legs of the writer, so that a person can turn round and sit directly facing the writing-desk and drawers.

As seen in the drawing, the seat H is upholstered and finished at its ends with a view to this arrangement.

This addition adds greatly to the convenience and value of the sofa, and the advantages of the arrangement will be at once obvious to all.

Having thus described my invention,

I claim as new and desire to secure by Letters Patent—

The cabinets or desks A A, (or either of them,) in combination with a sofa or lounge, arranged and operating substantially as and for the purposes herein shown and described.

JULIUS CICSOR.

Witnesses:

FRITZ GREVSMUEHL,

B. C. PETERS.