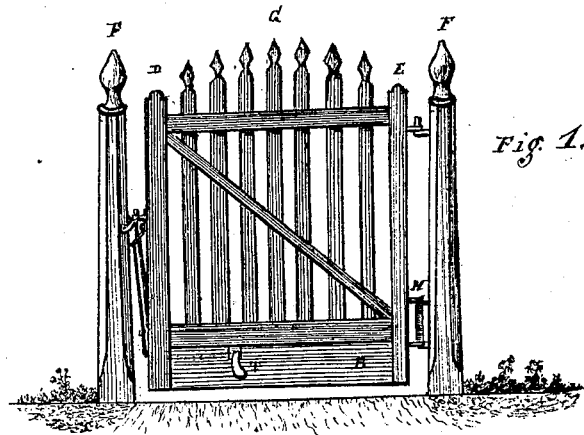


*J. H. Hamby,*

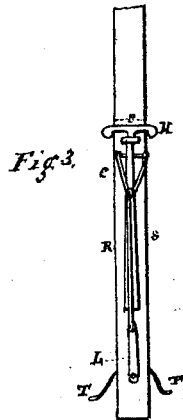
*Gate.*

*No. 107254.*

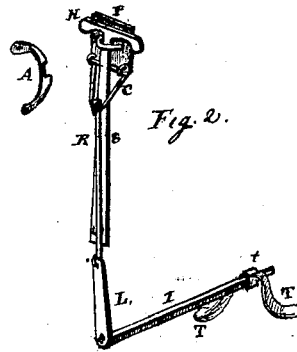
*Patented Sept. 13. 1870.*



*Fig. 1.*



*Fig. 3.*



*Fig. 2.*

Witnesses.

*W. B. Miles*  
*Jacob Stauffer*

Inventor.

*Jacob H. Hamby*

# United States Patent Office.

JACOB H. HARNLY, OF PENN TOWNSHIP, PENNSYLVANIA, ASSIGNOR TO HIMSELF AND ELLIS L. SPICKLER, OF SAME PLACE.

*Letters Patent No. 107,254, dated September 13, 1870.*

## IMPROVEMENT IN GATES.

The Schedule referred to in these Letters Patent and making part of the same.

I, JACOB H. HARNLY, of Penn Township, in the county of Lancaster and State of Pennsylvania, have invented certain Improvements in Gates of which the following is a specification.

The nature of my improvement consists in combining a lever and latch in a gate, so that it may be opened from you by the foot, when approached from either side, as a great convenience when both hands are engaged.

The accompanying drawing shows the construction and application of my invention.

Figure 1 shows a front view of an ordinary gate, with my improvement in place.

Figure 2, a perspective view of the foot-lever and latch combined, detached.

Figure 3, a front view of the same.

A brief explanation of my device will be sufficient to enable any one skilled in the art to make and use my invention.

The treadle or foot-lever T projects from both sides of the bottom board B of the gate, being centrally connected, with a rod, I, within a channel in the board (or on one side, and held in staples,) extending horizontally forward through the gate-frame D, where it is connected with a vertical lever-arm, L, which, by treading on or depressing the foot-lever T, will be turned or vibrated in opposite directions.

This arm L is connected, by a rod, R, with a kind of clevis or link, C, which clevis is two-parted, and

connected to a plate, P, on each side of a steel spring, S, and against which spring the clevis C has a bearing, the action of the spring, with its head H, being confined in a staple above, and secured below to the face of the gate-frame.

The catch A is fastened to the post, and the spring locks into it in the ordinary manner, in which I claim no novelty, nor in the coiled spring H shown, nor mode of hanging the gate so as to swing freely both ways, as such gates are common. But I am not aware that a pedal-lever was ever used, in combination with a gate-latch, substantially in the manner shown and specified.

It is desirable that a gate be latched, but when both hands are engaged in carrying two pails of milk or water, or for other purposes, it is deemed highly convenient to have a gate so made that a touch of the foot will disengage the latch, and allow you to pass through, and close by the action of the spring or the like behind you.

What I claim as my invention is—

The arrangement of a foot-lever, T, operated on two sides of a gate, so as to depress the spring latch S H, and open the gate from you, approached on either side, substantially in the manner and for the purpose set forth and shown.

Witnesses:

JACOB H. HARNLY.

WM. B. WILEY,  
JACOB STAUFFER.