

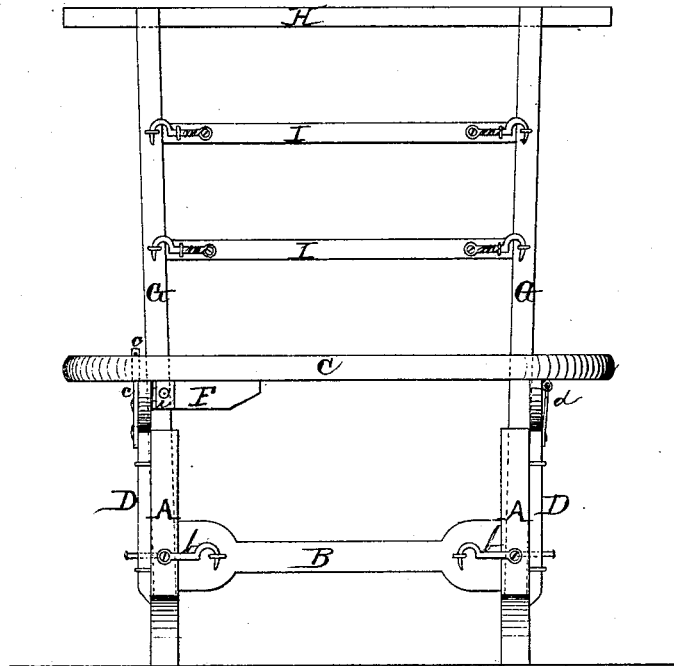
*Martin & Schaffner,*

*Ironing Table.*

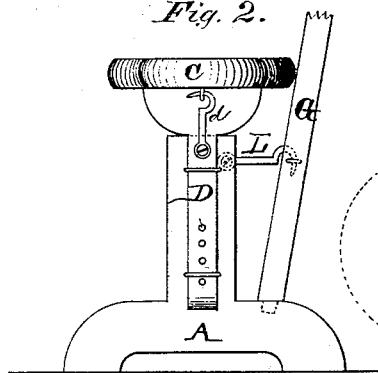
*No. 107,271.*

*Patented Sept. 13. 1870.*

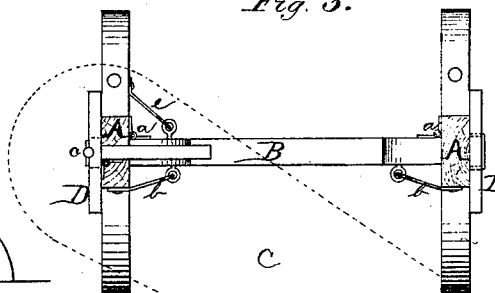
*Fig. 1.*



*Fig. 2.*



*Fig. 3.*



*Witnesses:*

*J. Brown*  
*Thos. D. Mercer*

*Inventors*

*John. F. Martin*  
*William A. Schaffner*

# United States Patent Office.

JOHN F. MARTIN AND WILLIAM A. SCHAFFNER, OF HARRISBURG, PENNSYLVANIA.

Letters Patent No. 107,271, dated September 13, 1870.

## IMPROVED IRONING-TABLE.

The Schedule referred to in these Letters Patent and making part of the same.

*To all whom it may concern:*

Be it known that we, JOHN F. MARTIN and WILLIAM A. SCHAFFNER, of Harrisburg, Pennsylvania, have invented certain new and useful Improvements in Ironing-Tables; and we declare the following to be a full, true, and exact description of the same, reference being had to the accompanying drawing and to the letters of reference marked thereon.

The nature of our invention consists in the general arrangement and construction of the parts, which will be more fully set forth and described hereafter.

Figure 1 is a side elevation of our invention complete.

Figure 2 is an end view of the same, with part of the clothes-rack removed.

Figure 3 is a plan view of the ironing-table.

A represents the legs or standards, upon which the ironing-board C is supported through the adjustable standards D.

The supports A are secured together by means of the bar B, which is provided with a hinge, *a*, at each end, so that, when the table is no longer needed, the standards can be folded up and moved out of the way.

In order to prevent the legs from being moved, a hook, *b*, has been pivoted to each one of them, which catches in a staple in the side of the bar B, and thus prevents the standards from moving, and holds the whole table firm and steady.

Moving up and down in brackets, on the outer end of each standard A, there is an adjustable standard, D, upon which the ironing-board C rests. These standards have holes through their lower ends, as seen in fig. 2, so that they can be lowered and raised to any desired height, so as to suit different-sized persons.

To one of these standards there is secured a pivot, *c*, which extends upward through the board C, so that the board can be turned partly around, as seen in fig. 3, so that dresses and articles of a similar kind can be introduced over it.

Attached to the opposite standard from the pivot *c* there is a hook, *d*, which holds the board firmly in place.

Extending a short distance under the board, so as to support and steady it, is a prop, F, which is provided with a hook, *e*, so as to hold it in place, and a hinge, *i*, so as to open and close it.

Projecting upward from the sills of the standard A there are two long bars, G, having their upper ends connected by the removable cross-bar H, and which form the frame-work of the clothes-horse or rack.

Stretching across from the upright bars there are any desired number of rails, I, upon which the clothes are to be hung, and which have a hook, *m*, at each end, so as to catch in the corresponding staples in the bars G.

Projecting out from the sides of the standard A there is a hook, L, which serves to steady the bars G and holds them firmly in place.

By constructing the rack or horse in this manner, it can be readily and easily taken entirely apart or put together again in a moment, and standing almost in contact with the table, the clothes can be hung upon it as fast as ironed.

Having thus described our invention,

What we claim as new, and desire to secure by Letters Patent, is—

The combination of the standards A, board D, the upright bars G, cross-pieces H and I, the hooks L, *b*, *c*, and *d*, constructed as and for the purpose described.

In testimony that we claim the foregoing invention as our own, we hereby affix our signatures.

WM. A. SCHAFFNER.  
JNO. F. MARTIN.

Witnesses:

D. H. ARNOLD,  
HARRY CALEY.