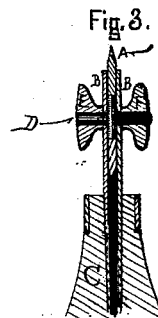
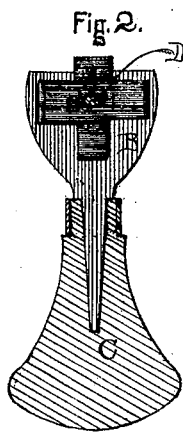
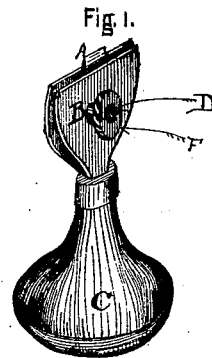


T. C. Bush,

Button Hole Cutter.

No. 107,332.

Patented Sept. 13. 1870.



WITNESSES.

C. A. Hartness

W. M. Brown

INVENTOR.

Salmon C. Bush

By his atty

R. O. Smith

United States Patent Office.

TALMON CLIFFORD BUSH, OF NEW HAVEN, CONNECTICUT.

Letters Patent No. 107,332, dated September 13, 1870.

IMPROVEMENT IN BUTTON-HOLE CUTTER.

The Schedule referred to in these Letters Patent and making part of the same

To all whom it may concern :

Be it known that I, TALMON CLIFFORD BUSH, of New Haven, in the county of New Haven and State of Connecticut, have invented a new and useful Improvement in Button-hole Cutters; and I do hereby declare the following to be a full, clear, and exact description of the same, reference being had to the accompanying drawing, in which—

Figure 1 is a perspective view of my invention.

Figure 2 is a sectional elevation of the side of the same.

Figure 3 is a sectional elevation, at right angles to fig. 2.

My invention consists in a cutter, formed from a single piece of steel, with four or more cutting-blades, and mounted between guard-plates, so that only one of the several blades will be exposed at the same time, and the whole mounted in a handle convenient for the ladies' work-box or drawer.

That others may fully understand its construction and operation, I will particularly describe it.

A is the cutter, composed of any convenient or desirable number of cutting-blades, formed from a single plate of steel, in the manner shown. The cutting-blades are made with different lengths of edge, so that they may be used to cut different sizes of button-holes.

B B are the guard-plates, each formed with a tang

to be inserted in the handle C, by means of which the implement is used.

The blade A is mounted, between the guard-plates B B, upon the pin D, in such a manner that only one of the cutting-edges will be exposed at one time, as shown in the drawing.

The pin D is flattened at the point where the cutter rests upon it, and the perforation through which it passes is made to correspond in form, as shown at *d*, fig. 2, so that, as the pin D is rotated, the blade A will be rotated also.

A head, E, is put firmly upon the end of the pin D, for the purpose of rotating the blade whenever it may be desirable to expose one or another cutter, and a thumb-nut, F, clamps all the parts together when the proper cutter has been placed in position.

Having thus described my invention,

What I claim as new is—

A button-hole cutter, constructed with a number of cutting-blades, of various widths, formed from a single plate of metal, A, revolving between the guards B, and secured substantially in the manner described, so that one only of said cutting-edges shall be exposed at the same time.

T. C. BUSH. [L. s.]

Witnesses:

EDWARD A. WEED,
LEWIS UPHAM.