

V. Fountain, Jr.,

Bung.

No. 107,473.

Patented Sept. 20, 1870.

Fig 1.

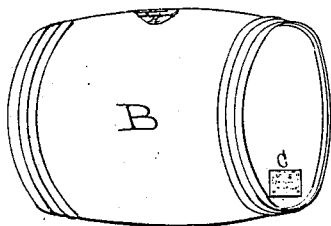


Fig 2

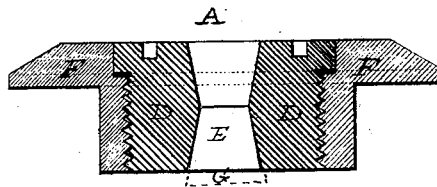


Fig 5

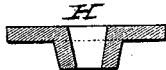


Fig 3


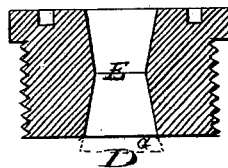


Fig 4



Witnesses

Geo J Johnson
A Sidney, Jr.

Vincent Fountain Jr.

United States Patent Office.

VINCENT FOUNTAIN, JR., OF WEST NEW BRIGHTON, NEW YORK.

Letters Patent No. 107,473, dated September 20, 1870.

IMPROVEMENT IN BUNGS.

The Schedule referred to in these Letters Patent and making part of the same.

To all whom it may concern:

Be it known that I, VINCENT FOUNTAIN, JR., of West New Brighton, in the county of Richmond, State of New York, have invented, made, and applied to use a certain new and useful Improvement on the Bung, and a method of attaching internal revenue stamps to the same; and I do hereby declare that the following is a full, clear, and correct description of the construction and operation of the same, reference being had to the accompanying drawing making a part of this specification and to the letters of reference marked thereon, in which—

The nature of my invention consists in the construction of a bung, which has an opening through its center, applicable for receiving not only a faucet for drawing off the contents of a barrel, but also for a stopper, which is inserted from the inside, as will be hereafter be more fully described.

Figure 1 represents a perspective of a barrel, or cask, showing the manner in which the revenue stamp is pasted over the bung, and also a metallic vent-hole, which I also design using;

Figure 2 represents a section view of my bung complete;

Figure 3 is a section view of the bush;

Figure 4, a section of the bung itself; and

Figure 5 is a section of the metallic vent-hole.

F is a bush, of the ordinary construction.

D is the bung, which has an opening extending through its center, beveled from each side toward the line E, as seen in fig. 4.

When it is desired to fill the barrel or cask, the bung D is removed, and the ale or beer poured through

the bush. A cork or stopper, G, shown in dotted lines, is then inserted from the lower or inside of the bung, as seen in figs. 2 and 4, and the bung screwed into the bush again. The revenue stamp is then pasted over the entire bung, as seen in fig. 1, so that when the faucet is driven into the bung, for the purpose of drawing in the cork G, so as to draw off the contents, the end of the faucet will penetrate the stamp, and thus entirely destroy it.

The metallic spigot-hole or vent H, is inserted in the side of the barrel, and serves to do away with the bung-hole, which is usually placed there.

Dishonest dealers, and others, are in the habit of drawing off the contents of the barrel through this hole instead of the one in the head, and over which the stamp is pasted, so that the government is defrauded of an immense amount of revenue. By using this vent the bung-hole in the side is saved, and then, the contents must be drawn out of the one at the head, and thus the cancellation and loss of the stamp insured.

Having thus described my invention,

What I claim as new, and desire to secure by Letters Patent, is—

A bung, having an opening through its center, one side of which is applicable for receiving a cork or stopper, G, and the other for receiving a faucet, in the manner and for the purpose set forth.

VINCENT FOUNTAIN, JR.

Witnesses:

L. H. HAGGERTY,

GEO. P. JOHNSON.