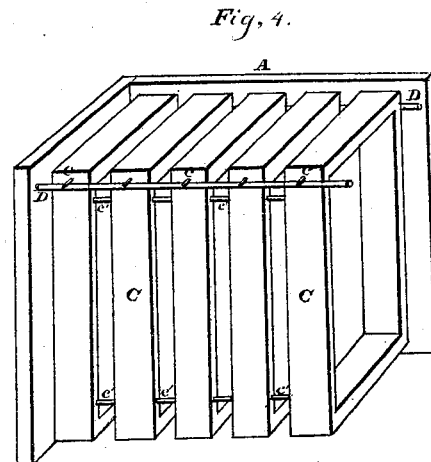
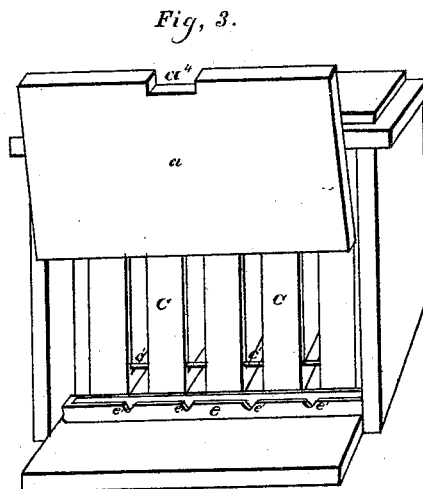
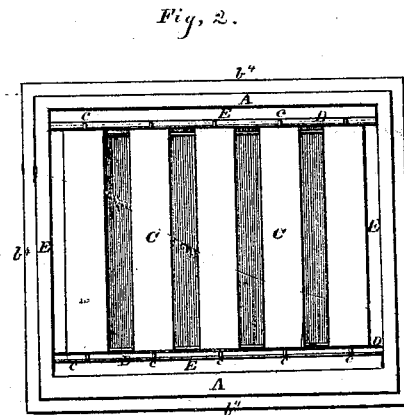
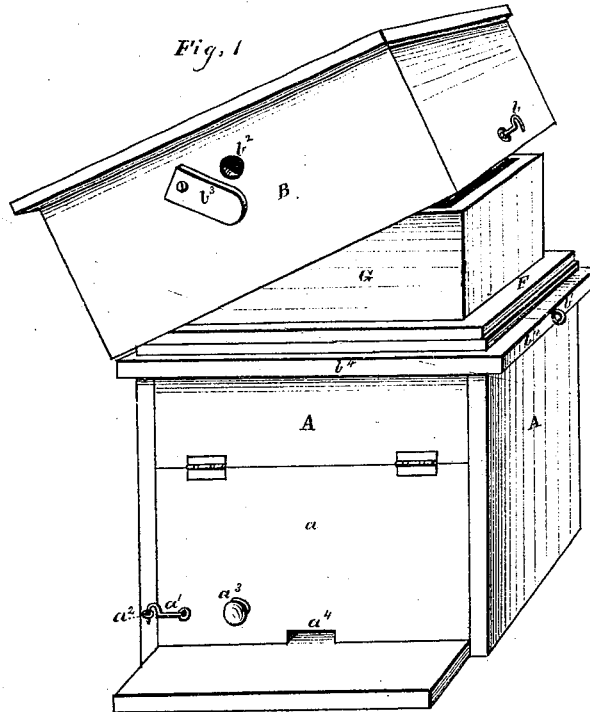


*H. F. Rohm,*

*Bee Hive.*

*No. 107,628.*

*Patented Sept. 20. 1870.*



*Witnesses,*

*H. A. Daniels*  
*J. F. Foster*

*Hiram F. Rohm, Inventor,*  
*Chas. L. Whitman Attorney*

# United States Patent Office.

HIRAM F. ROHM, OF WEST PROVIDENCE, PENNSYLVANIA.

Letters Patent No. 107,628, dated September 20, 1870.

## IMPROVEMENT IN BEE-HIVES.

The Schedule referred to in these Letters Patent and making part of the same

To all whom it may concern :

Be it known that I, HIRAM F. ROHM, of West Providence, in the county of Bedford and in the State of Pennsylvania, have invented a new and useful Improvement in Bee-Hives, termed the "Independent Cluster;" and do hereby declare that the following description, taken in connection with the accompanying drawing, hereinafter referred to, forms a full and exact specification of the same, wherein I have set forth the nature and principles of my said improvement, by which my invention may be distinguished from others of a similar class, together with such parts as I claim and desire to secure by Letters Patent.

My invention relates to bee-hives; and the nature thereof consists in certain modifications in the details and improvements in the construction of the same, hereinafter more fully set forth, whereby the bees may gather in independent or separate clusters, facilitating access to and removal of the comb-frames containing the honey, and be protected from the cold during the winter season, furnishing comfortable "quarters" for the bees at all seasons of the year.

In the accompanying drawing, which illustrates my invention, and forms a part of the specification thereof—

Figure 1 represents a view, in perspective, of my bee-hive, the cover thereof being partially raised;

Figure 2 is a plan view thereof, the said cover and "surplus"-box being removed;

Figure 3 is a perspective view, taken of the front portion of the same, with its surplus-box and cover removed, and its door thrown up for ingress to the hive; and

Figure 4 illustrates the manner of suspending the comb-frames, both in the upper and lower compartments of the hive.

The construction and operation of my invention are as follows, to wit:

A designates the casing of the hive, which is supplied with the door *a*, hinged to its front portion; and hinged to its upper end, at one side, is the cap or casing B, held down on said casing A by the hook *b* and eye *b'*, and having the ventilating opening *b''* and cover *b'''* therefor.

C designates the comb-frames, of the ordinary shape, and supplied with the pins or projections, *c*, *c'*, at their upper ends, and on each side.

D D are metallic transverse rods extending through the hive, at or near its front and rear ends, in the upper part thereof, and entering the sides of the same, in which they are rigidly secured and held to receive the pins *c* of comb-frames C, resting thereon, as seen in fig. 4.

By thus suspending or placing the comb-frames in

the hive, it will be observed that any one of the said frames may be removed at pleasure without molesting or withdrawing its fellow.

To keep the said comb-frames a suitable distance apart, in order to permit the bees to gather therein in separate or independent clusters, by which access thereto, and the removal of the same, may be facilitated, I use the right-angular projections or bars *c'*, which are inserted, at one end, into the sides of the said frames, as plainly shown in figs. 3 and 4.

Located between the rods D and the inner sides of the casing A, and between the end frames of the series of comb-frames C and the inner ends of the said casing, are the removable boards, or inner casing, E, which are designed for use in cold weather, in order to protect the bees during the same from its effects.

*e* is a trough or trap, furnished with the triangular-shaped openings *e'*, cut on its outer edge, for the entrance thereto of any insects attempting to get into the hive, said trap being placed on the floor of the hive, directly in front of the comb-frames, where the bees enter the same, the door *a* and one of the boards E having been first elevated for that purpose.

The said door *a*, hinged as aforesaid, is held in place by the hook *a'*, entering the eye *a''* of casing A, and supplied with the knob *a'''*, for opening and closing it, and an aperture, *a'''*, cut on its lower edge, (see figs. 1 and 2,) for the egress and ingress of the bees when said door is closed.

Before the door *a* can be wholly closed the trap or trough *e* must be removed, as shown in fig. 1.

Attached around the upper outer edge of the casing A is a flange, consisting of four strips of wood, *b'*, *b''*, for the purpose of supporting the cap or case B, resting thereon, when closed.

F designates a movable board, placed on top of the upper edges of the removable boards, or inner casing, E, of the hive, covering the comb-frames C, and supplied with cylindrical apertures, shown in dotted lines in fig. 1, to permit of the bees passing from the lower portion to the upper portion of the hive.

G represents a bottomless box, termed the surplus-box, resting on the perforated board F, and supplied with a series of comb-frames, constructed similarly to the comb-frames C of the lower chamber of the casing or hive A, and having a similar arrangement of rods, as the said casing A, upon which rest projections, secured to the comb-frames of the said box G, said comb-frames being held apart at suitable distances by means of right-angular projections made and secured therein, as the projections *c'* of the comb-frames C.

Access may be had to the comb-frames, and to the surplus-box, to remove them, or their contents, by means of the hinged cap B.

Having thus described the construction and operation of my invention, I will indicate what I claim, and desire to secure by Letters Patent, in the following clause:

I claim—

The construction and arrangement of the horizontal metallic rods D D, comb-frames C C, provided

with projections c c, bars c' c', inner walls E, casing A, trough e, provided with angular openings e' e', and door a, when operating as and for the purposes described.

In testimony that I claim the foregoing I have hereunto set my hand this 5th day of March, 1870.

HIRAM F. ROHM.

Witnesses:

MILTON P. MANN,  
ALEXANDER TATE.