


J. A. REED.
Stovepipe Thimble.

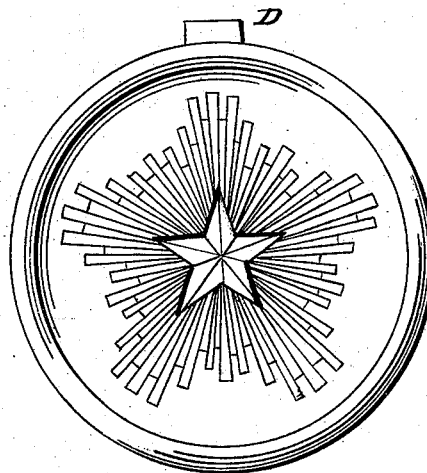
No. 107,722.

Patented Sept. 27, 1870.

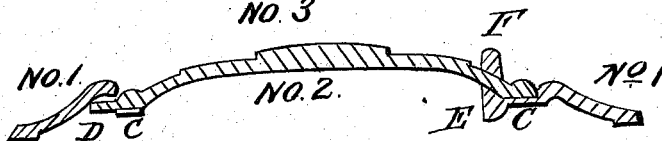
FIG. 1.



NO. 2



NO. 3



Witnesses

Andrew Macdonald,
Edwin H. Poy.

Inventor

Joseph A. Reed.

United States Patent Office.

JOSEPH A. READ, OF PHILADELPHIA, PENNSYLVANIA.

Letters Patent No. 107,722, dated September 27, 1870.

IMPROVEMENT IN COVERS FOR STOVE-PIPE HOLES.

The Schedule referred to in these Letters Patent and making part of the same

I, JOSEPH A. READ, of Philadelphia, in the county of Philadelphia and State of Pennsylvania, have invented certain Improvements for Closing or Covering Stove-pipe or Pipe-holes in Chimney-walls, of which the following is a specification.

Nature and Objects of the Invention.

The first part of my invention is the application of an ornamental or plain cast-iron ring to be attached the wall of the chimney in closing the stove or heater-pipe. Cast-metal rings are used in the manufacture of stoves and for other purposes, but not for the uses as herein set forth.

The second part is the application of a cover for the purpose of shutting or closing the hole when the stove-pipe is removed. Covers, of cast-metal, are now used in the manufacture of stoves or for other purposes, but not for the uses as herein set forth.

Description of the Accompanying Drawings.

Figure 1 is a front view of the ring to be attached to the wall.

Figure 2 is a front view of the cover to be attached to the ring for the purpose of closing the pipe-hole.

Figure 3 is a profile view through the center of the ring and cover, and shows the position when the cover is in its place upon the ring.

General Description.

A is the ring, made of such sizes that it will be accommodated to receive the various sizes of stove or

heater-pipes, and to be fastened to the wall or ceiling inclosing the pipe-hole, thereby obviating the difficulty arising from a badly or unevenly-cut hole.

B is a cavity to receive the tongue D of the cover, which, in connection with the catch E, as seen in the profile 3, will hold the cover firmly in its position, when required, to the hole.

C is a flange on the inner circle of the ring, to form the bed or resting-place of the cover.

E, as seen in the profile view 3, is a catch, which, in connection with the tongue D, will hold the cover firmly in its place.

F is a small nib or handle for taking hold of to adjust the cover.

I do not desire to claim, broadly, the fitting and covering stove or heater-pipe holes, in walls or ceilings, with metallic rings and plates; but

I claim as my invention—

1. A metallic ring, A, having the cavity B and flange C, constructed and arranged in relation to each other, substantially as for the purpose hereinbefore set forth.

2. The metallic cover for closing the central opening in the ring A, the said cover having a tongue, D, and catch E, constructed and arranged to operate in combination with the ring A, substantially as and for the purpose hereinbefore set forth.

JOSEPH A. READ.

Witnesses:

ANDREW MACDONALD,
EDWIN MCCOY.