

W. COUGHLIN.

Stove Leg.

No. 107,762.

Patented Aug. 27, 1870.

Fig. 1.

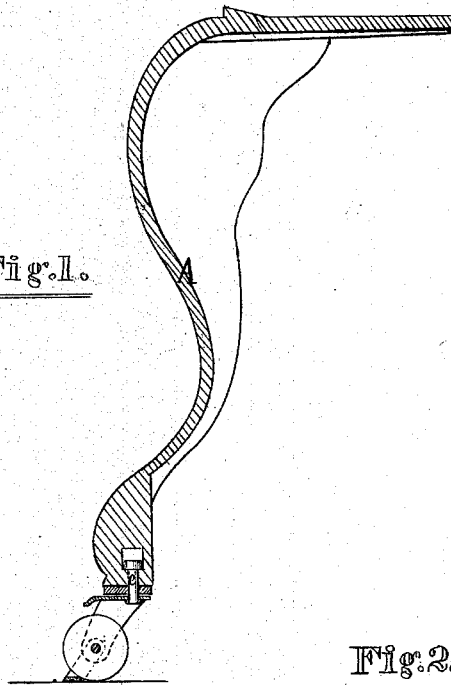


Fig. 2.

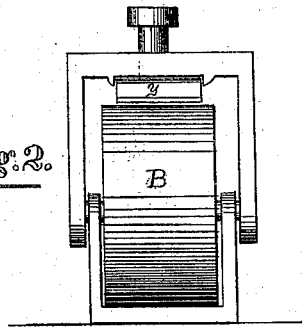


Fig. 3.

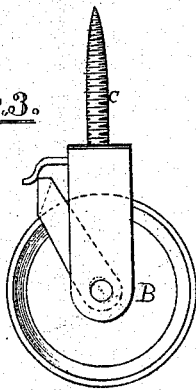
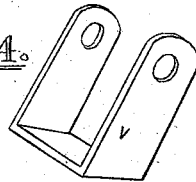


Fig. 4.



Witnesses,
Chas. Henryson,
Edw. P. McQuinn.

Inventor,
Wm. Coughlin,
Chipman & Osmer & Co.
Attorneys,

United States Patent Office.

WILLIAM COUGHLIN, OF CLARKSVILLE, OHIO.

Letters Patent No. 107,762, dated September 27, 1870.

IMPROVEMENT IN ADJUSTABLE STOPS FOR CASTERS FOR STOVE-LEGS.

The Schedule referred to in these Letters Patent and making part of the same.

To all whom it may concern:

Be it known that I, WILLIAM COUGHLIN, of Clarksville, in the county of Clinton and State of Ohio, have invented a new and valuable Improvement in Stove-Legs; and do hereby declare that the following is a full, clear, and exact description of the construction and operation of the same, reference being had to the annexed drawing making a part of this specification, and to the letters and figures of reference marked thereon.

Figure 1 of the drawing is a vertical section of my invention.

Figure 2 is a front view of the roller.

Figure 3 is a side view of the same.

Figure 4 is a detail.

My invention relates to means for moving and adjusting stoves upon a floor or carpet, and consists in a novel arrangement of devices as hereinafter described, designed to aid the operator in the labor referred to.

A of the drawing represents a stove-leg, constructed with an opening or recess in its foot, adapted to receive and hold a screw or bolt, *c*, in such manner that the head of such screw or bolt shall be turned downward, as shown.

B represents a caster, constructed in the usual form

of staple-casters, the cross-bar of the staple passing over the head of the screw *c*.

In addition to an ordinary caster, however, I add a chuck, *v*, and a spring, *y*, in the manner represented. The office of this chuck *v* is to aid in securing the stove-leg at the desired place on the floor or carpet, which office is accomplished by claspings over the bottom of the roller on the outside, and thereby preventing it from rotating.

The spring *y* is attached to the cross-bar of the caster-staple, and is designed for use in holding the chuck up out of the way of the roller when the stove is to be moved.

What I claim as my invention, and desire to secure by Letters Patent, is—

The attachment for a stove-leg herein described, consisting of the caster B, chuck *v*, and spring *y*, when arranged for attachment by the screw *c*, substantially as and for the purpose specified.

In testimony that I claim the above I have hereunto subscribed my name in the presence of two witnesses.

WILLIAM COUGHLIN.

Witnesses:

S. C. KELLY,

JNO. A. KELLEY.