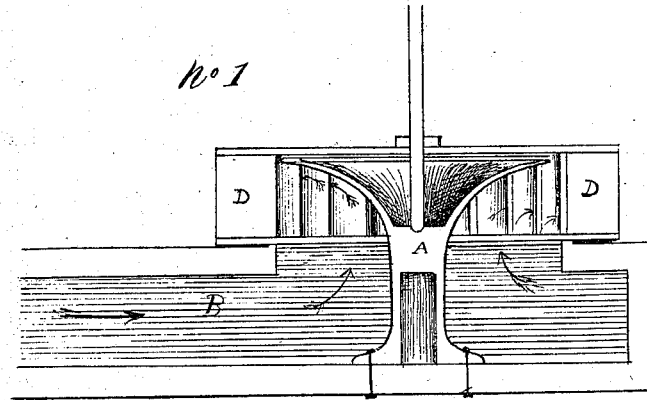


E. Parker,

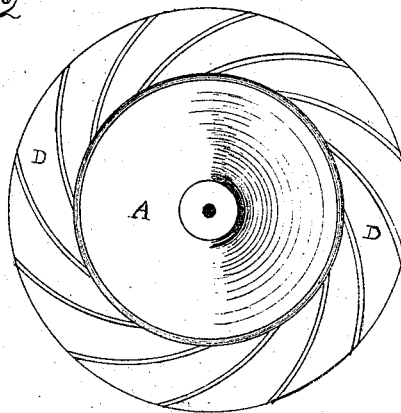
Water Wheel.

No. 107,805.

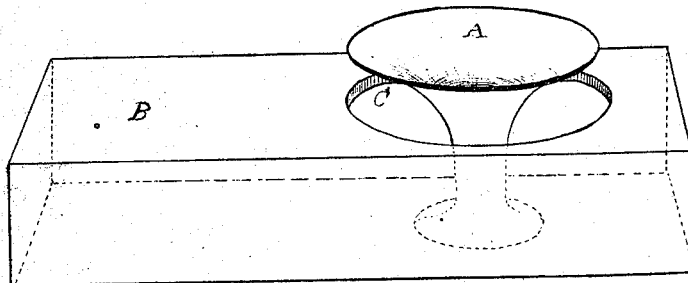
Patented Sept. 27. 1870.



No 2



No 3.



Witnesses
J. L. Weston
Phineas H. Yates

Inventor
E. Parker

United States Patent Office.

EZRA PARKER, OF BEVERLY, OHIO.

Letters Patent No. 107,805, dated September 27, 1870.

IMPROVEMENT IN WATER-WHEELS.

The Schedule referred to in these Letters Patent and making part of the same.

I, EZRA PARKER, of Beverly, of the county of Washington and State of Ohio, have invented a Machine for the Improvement of Water-Wheels, of which the following is a specification.

My invention relates to the hydraulic pressure, upward or downward, as the case may be, of the vertical wheel, known as the reaction or Parker water-wheel, or any other wheel acting upon the same or similar principles.

The object of my invention is to so repress and induct the water as it issues from the water-trunk into the body of the wheel, as to keep the water from pressing against any part of the wheel but that near its circumference, and also to cause it to flow outwardly in an easy manner, so that its motion may not be too suddenly impeded, thereby saving its velocity as well as pressure for useful effect.

Description of Drawing.

Figure 1 is a sectional view of a machine, which embodies my invention, and which I have named inductor.

Figure 2 is a view of a water-wheel, with the top removed, showing the top of the inductor.

Figure 3 is a perspective view of the inductor, as it stands in position in the water-trunk.

General Description.

A, figs. 1 and 3, represents the inductor, as it stands in its proper position.

B, fig. 1, is the water-trunk.

C is a circular aperture for the admission of water into the wheel D D, fig. 1.

The manner in which the inductor is used is as follows:

The water, No. 1, is let into the water-trunk B, fig. 1, and moves in the direction shown by the arrows up through the aperture C into the body of the wheel D D, fig. 1, and is turned outwardly, by the peculiar curve of the inductor A, toward the circumference of the wheel D D, fig. 1, thus relieving it of all pressure, except at or near its circumference.

I claim as my invention—

The inductor A, to be used in combination with any water-wheel of the kinds hereinbefore mentioned, substantially as and for the purpose hereinbefore set forth.

EZRA PARKER.

Witnesses:

J. O. PRESTON,
PHINEAS H. YATES.