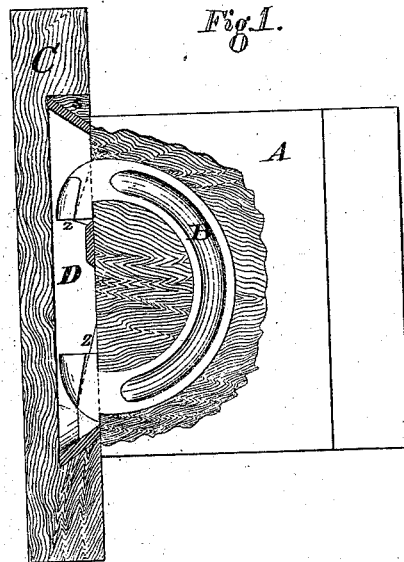


*C. D. Purdy,*

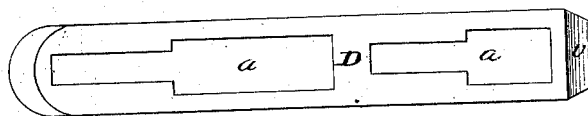
*Bedstead Fastening.*

*No. 107,812.*

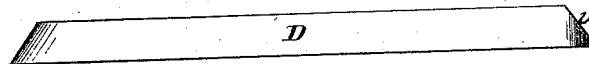
*Patented Sept. 27, 1870.*



*Fig. 2.*



*Fig. 3.*



*Witnesses.*

*Wm. H. Johnson  
Gowd. Mac.*

*Inventor*

*C. D. Purdy  
Chipman Hosmer & Co.,  
Attorneys,*

# United States Patent Office.

CALVIN D. PURDY, OF LA PORTE, INDIANA.

Letters Patent No. 107,812, dated September 27, 1870.

## IMPROVEMENT IN BEDSTEAD-FASTENINGS.

The Schedule referred to in these Letters Patent and making part of the same.

### *To all whom it may concern:*

Be it known that I, CALVIN D. PURDY, of La Porte, in the county of La Porte and State of Indiana, have invented a new and valuable Improvement in Bedstead-Fastenings; and I do hereby declare that the following is a full, clear, and exact description of the construction and operation of the same, reference being had to the annexed drawing making a part of this specification and to the letters and figures of reference marked thereon.

Figure 1 of the drawing is a sectional view of my invention.

Figure 2 is a view of the socket-piece.

Figure 3 is a side view of same.

My invention has relation to an improvement in the means for fastening the rails of bedsteads to the posts thereof, for which Letters Patent were issued to me June 1, 1869, and consists in the construction of the socket, and the method of securing the same to the post, whereby it is proposed to save both labor and material.

The letter A of the drawing designates the rail of the bedstead with its hook B;

C designates the bed-post; and

D the metallic socket-piece attached thereto, and designed to sustain the hook B.

The slots *a a* and inclined planes *z z* are not different in construction from those parts in my original invention, with the exception that I sometimes dis-

pense with the lower expansion of the upper slot, thus reducing both to the same general form, but making the lower slot the longer of the two; but the end of the socket-piece, against which the key or wedge is driven, to secure the same to the bed-post, is entirely different in construction, and consists of a plain beveled surface, *v*, extending the full width of the socket-piece.

By this construction much labor is saved. The mortise may be made without the aid of a mortising-machine. Only one auger is needed, as both ends of the socket-piece are of the same width. Hence, a saving of expense, and this saving is increased by the fact that one half of a cylindrical pin serves to wedge the socket-piece in its place. The flat side of the semi-cylindrical key *s* is placed next the beveled end of the socket-piece.

What I claim as my invention, and desire to secure by Letters Patent, is—

The socket-piece D, having the beveled end or key-seat *v*, in combination with the semi-cylindrical key *s*, as set forth.

In testimony that I claim the above, I have hereunto subscribed my name in the presence of two witnesses.

CALVIN D. PURDY.

Witnesses:

SAML. E. WILLIAMS,  
WM. M. COCHRANE.