

E. S. Jackson,

Chair Machine.

No. 108,147.

Patented Oct. 11, 1870.

Fig. 1.

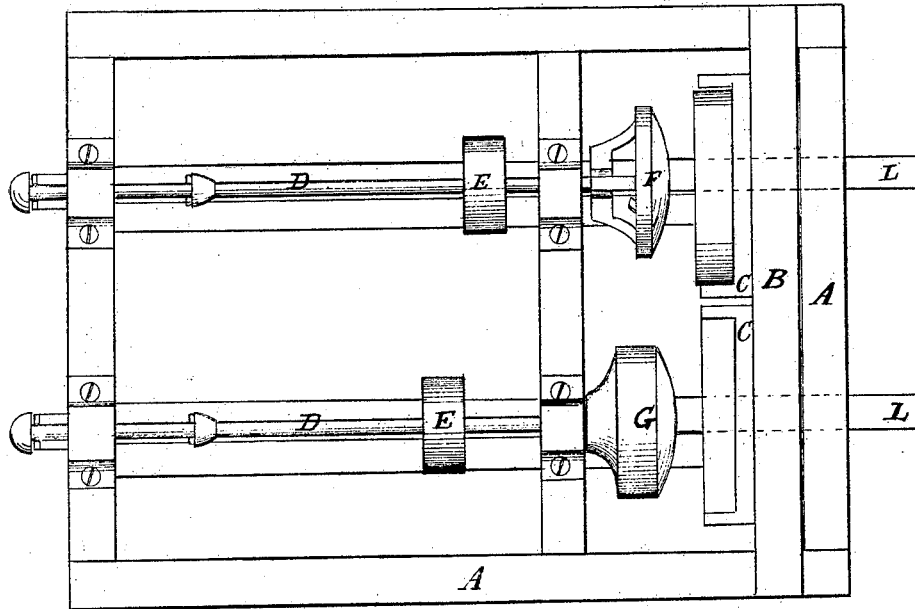


Fig. 2.

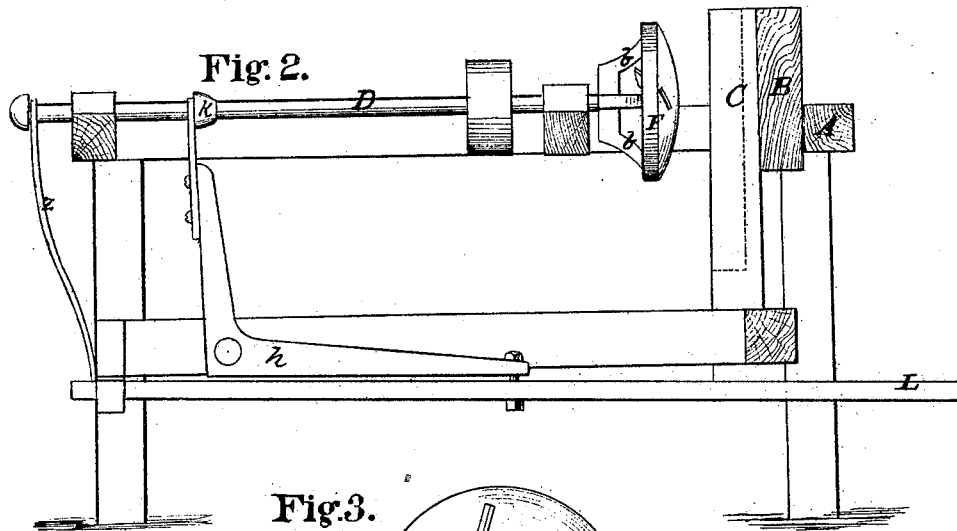
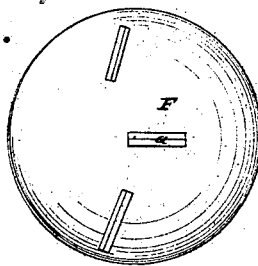


Fig. 3.



Witnesses.

Villette Anderson.
Chas. Kenyon.

Inventor.
E. S. Jackson
Chipman Hosmer & Co.
Attorneys

United States Patent Office.

EDWIN S. JACKSON, OF BETHEL, VERMONT.

Letters Patent No. 108,147, dated October 11, 1870.

IMPROVEMENT IN MACHINES FOR MANUFACTURING CHAIR-SEATS.

The Schedule referred to in these Letters Patent and making part of the same.

To all whom it may concern:

Be it known that I, EDWIN S. JACKSON, of Bethel, in the county of Windsor and State of Vermont, have invented a new and valuable Improvement in Machines for Manufacturing Chairs; and I do hereby declare that the following is a full, clear and exact description of the construction and operation of the same, reference being had to the annexed drawing making a part of this specification, and to the letters and figures of reference marked thereon.

Figure 1 of the drawing is a top view of my invention.

Figure 2 is a central vertical section of the same.

Figure 3 represents a face view of the convex plane.

My invention relates to means for hollowing and polishing the seats of chairs, and consists in the construction and novel arrangement of convex cutters and polishing heads, designed to perform the desired operation in a rapid and satisfactory manner.

The letter A designates a strong frame-work of wood or other suitable material, provided with a stout transverse beam, B, to which the holding or receiving-blocks C C are secured.

D D represent rotating shafts, having keyed or otherwise fastened thereon the pulleys E E, for the application of power.

F designates the convex plane or rotating cutter-head, provided with the curved bits a a, secured therein in such a manner as to permit the passage of the shavings, &c., through the head, so that they will

pass off between the arms b b, which support it in rear.

G designates the convex polisher, covered with a suitable polishing substance, and adapted to render smooth the hollow formed by the operation of the convex plane.

The operating heads are pressed up to the work by means of the treadles L L operating the crank-levers h h, provided with forked ends, designed to embrace each shaft in rear of the collar k. At the same time, the heads are subject to the action of the springs z z attached to the ends of the shafts, and serving to draw them to the rear, in order to permit of the introduction of fresh work.

The operator stands facing the head, and, keeping the receivers charged by means of the treadles, he can hollow and polish a great number of chair-bottoms in a rapid manner and without much fatigue.

What I claim as my invention, and desire to secure by Letters Patent, is—

The arrangement of the rotating hollower G with bits a, and the polisher F, the lever h L, stop k, spring z, and holders C, substantially as shown and described.

In testimony that I claim the above, I have hereunto subscribed my name in the presence of two witnesses.

EDWIN S. JACKSON.

Witnesses:

T. A. CHADWICK,
D. GRAVES.