

G. W. Scott,

Vault Cover.

No. 108298.

Patented Oct. 11. 1870.

Fig. 1.

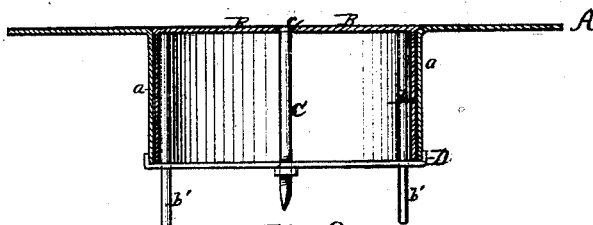


Fig. 2.

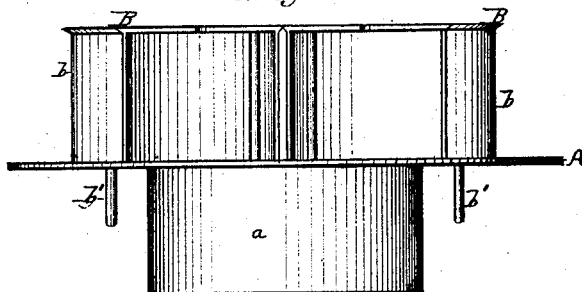
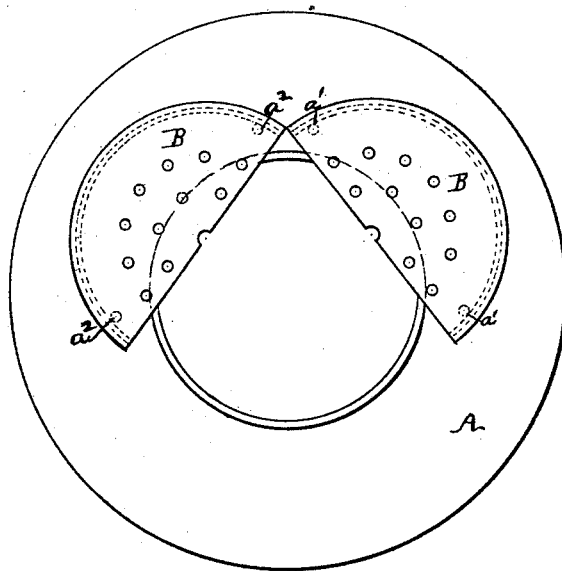


Fig. 3.



Witnesses:

L. J. Hayes
J. P. Theodore Lang

Inventor

Geo. W. Scott, by
H. W. Beader, atty.

United States Patent Office.

GEORGE W. SCOTT, OF GREENCASTLE, INDIANA.

Letters Patent No. 108,298, dated October 11, 1870.

IMPROVEMENT IN COAL-VAULT GRATES.

The Schedule referred to in these Letters Patent and making part of the same

To all whom it may concern:

Be it known that I, GEORGE W. SCOTT, of Greencastle, in the county of Putnam and State of Indiana, have invented a new and useful Improvement in Coal-Vault Grate; and I do hereby declare that the following is a full and exact description of the same, reference being had to the accompanying drawing and to the letters of reference marked thereon.

This invention has for its object the production of a coal-vault cover, which can be easily used when desired, as a fender, to prevent the coal, when being dumped, from being scattered over the pavement, and consists of certain details of construction which will be fully described hereinafter.

In the drawing—

Figure 1 represents a central vertical section of my improved vault grate, as fastened in place to close the opening.

Figure 2 represents an elevation, showing the covers arranged as a fender, to guide the coal into the opening, as it is dumped upon the walk.

Figure 3 shows a plan view of fig. 2.

To enable others skilled in the art to make and use my invention, I will now proceed to describe fully the construction and operation of the same.

A represents a circular metal plate, which is placed in the sidewalk flush with its surface, which is provided with a central orifice and downwardly-projecting flange, *a*, as shown. Its orifice forms, of course, the opening to the vault. It is further provided also with two pairs of holes, *a' a' a'' a''*, which are located upon the side opposite the curbstone.

B B represent two semicircular pieces of metal, perforated or not, as may be desired, which are pro-

vided with the semi-cylindrical flanges *b b*. They are also provided with projecting rods *b' b'*, which are arranged at a distance apart from each other that corresponds with the space between each pair of holes in the surface plate.

C represents the holding-rod, which is provided with a head, *c*, slightly larger than the central orifice in the cover, when the parts are united. Its lower end is threaded and provided with a nut. It is also cut away upon one side, in order to make it convenient for removing the dirt, which may accumulate in the holes in the surface plate.

D represents a bent bar, which is secured to the rod C, by means of a central orifice, as shown. Its ends rest beneath the flange of the surface, when in position, and prevent the removal of the cover.

The parts of the cover are used as a fender to prevent the coal from being scattered when dumped, by placing the rods *b'* in the holes in the surface plate, as is shown.

The entire arrangement is simple in all its parts, and extremely convenient for use.

Having thus fully described my invention,

What I claim as new, and desire to secure by Letters Patent of the United States, is—

The vault cover described, consisting of the parts A B C D, when constructed and combined as described, for the purpose set forth.

This specification signed and witnessed this 16th day of August, 1870.

GEO. W. SCOTT.

Witnesses:

WILL L. FARROW,
H. C. PRIEST.